

Beer League Baseball



2014 Draft Report Card

By Mike Jackson
March 23, 2014

INTRODUCTION.....	3
\$/WAR	5
TEAM DEPTH CHARTS	6
ALLEGHENY ANTEATERS.....	8
NEWCASTLE 24 HORSEMEN.....	10
NEW GLARUS SPOTTED COWS	12
TITLETOWN CORPORATE RAIDERS	14
EDMONTON TRAPPERS	16
SHINER BOCK.....	19
NEW BELGIUM FATS	21
BRIDGEPORT BLUE HERON	23
TEXAS SNOW MONKEYS	25
CINCINNATI STEEL RESERVES	27
GRANITE CITY CHRONIC.....	30
GUADALAJARA CROWS.....	32
OTTAWA CORONA CONSERVATIVES	34
ST LOUIS BLACK CROWNS	36
ROLLING ROCKS OF OLD LATROBE.....	38
DC SCULPIN	41
TORONTO BEAVERS	43
WOODBURY GOVERNERS.....	45
SUDBURY NORTHERN ALES.....	47
NAPTOWN RACERS	49
PREDICTIONS – 2013 REDUX:.....	51
PREDICTIONS – 2014:	53

Introduction

The seventh annual Beer League Baseball draft took place on March 15, 2014 (St Patty's weekend again! How fitting for our *BEER* League!). After about 4.5 hours of drafting (including some issues with the site), and many, many beers (hopefully nobody ended the draft looking like this guy), the 20 (more or less) attending owners finally had teams to call their own. After the last six drafts I did a report card, grading everyone's picks, and I've decided to make it an annual thing, since I enjoy doing it and everyone seems to enjoy reading it.



What I've done is copied each team's draft results (for this year only) into the report card. Then I evaluate each team's draft based on a number of factors: Did this team overpay for anyone? Did they get good value picks? Did they make the right decision with the direction of their draft (ie attempt to contend vs rebuild)? Did they spend all their money (or did they seem to have good reason not to spend)? Did they apportion their money smartly (ie if a team with 3 shortstops spent 50 bucks on Tulo that wouldn't make much sense). After I've discussed the draft, I came up with the best and worst values on the team. Finally, after all that, I assign a grade and summarize my overall thoughts on the team.

Last year I developed a methodology to calculate the Wins Above Replacement (WAR) for each DLB **card**, and I've included each drafted player's WAR in the team summaries. I've tinkered with the formula quite a bit this offseason, and in the next section I will summarize some of the changes and what my WAR now captures (I'm not re-hashing the details of the calculations, as anyone that's interested can read last year's card).

I should say that all these grades and team breakdowns are only my opinions. I didn't set out to do this to ruffle any feathers, or insult any owners, and if I do end up offending anybody with my grades, I apologize. I merely intend this to be a fun read, and something to get everyone psyched up for Opening Day.

After all the teams are complete, I've tried to make a prediction of every team's record this season, and for the first time I've used my WAR to help me out. We'll see how accurate my methodology ends up being in predicting the BLB standings this season!

With that said, I hope everyone enjoys this document and has a fun time reading it, and I welcome any complaints and arguments about my grades! Bring it on, and Play Ball!

WAR: What is it good for?

As many of you no doubt know or can tell, I'm a bit of a stats nerd. Ok, remove the phrase "a bit of" from the previous sentence and it'll be more accurate. Anyway, because that's where my interest lies I'm big into reading baseball saber sites such as fangraphs and baseball prospectus, and those sites tout their versions of Wins Above Replacement (WAR). The concept itself isn't difficult to understand: You add up all of the things that a baseball player does on the field that helps his team win games (such as fielding, hitting and baserunning for hitters, and run prevention for pitchers) and compare the number (in runs produced or runs prevented) to a theoretical "replacement" player.

I started wondering a few years ago if it would be possible figure out the runs saved due to each fielder's range/error ratings, and I was able to come up with an estimation for that. As mentioned in the introduction, last year ago I decided to try to expand upon my work with range/error ratings and take on the challenge of quantifying everything else required to figure out a DLB player's card WAR value. My WAR values take into account the following aspects of a player's card (new features from last year are noted):

Position Players

- Ranges for each on base event on their card
- Ranges for each non-"normal" out, ie hard ground outs (which lead to double plays) and strikeouts (*new*)
- Lead/steal ratings
- Baserunning (last year I fudged this but this year I derived a way to calculate the effect using the charts)
- Range/error ratings
- Arm rating (last year I fudged this but this year I derived a way to calculate the effect using the charts)
- Power rating (*new*)
- Clutch rating
- Hit and run rating (*new*)
- Catcher handling/passed ball ratings (*new*)
- Durability rating
- Use rating
- Removed the position adjustment (I believe this is already taken care of when Mike C gives players better or worse defense ratings at different positions)

Pitchers

- Ranges for each on base event on their card
- Ranges for each non-"normal" out, ie hard ground outs (which lead to double plays) and strikeouts (*new*)
- Hold/lead adjustment ratings
- Pickoff rating
- Wild pitch rating (*new*)
- Jam/on/off ratings

- Endurance
- Durability
- Use rating

For context below are tables outlining some of the average card WARs for each position, based on a sample of fulltime (ie not limited) players. For position players, I included a guy if he's carded at a position and not limited, even if that isn't his "best" position. This sample is meant to measure all of the possibilities for each position. For pitchers, a pitcher is classified as a starting pitcher if he's got an endurance rating of a starter and is not limited by the spot rating; if he has both starting and relief endurance ratings AND the spot rating, he's classified as a reliever. WARs are per 650 PA for position players, 220 IP for starters, and 70 IP for relievers:

	Position Players				
	ALL	TOP 30	TOP 10	Top Player	WAR
C	1.1	3.0	4.6	Yadier Molina	7.0
1B	0.9	3.4	4.7	Paul Goldschmidt	7.2
2B	0.4	2.7	4.1	Pedroia/Cano	5.3
SS	0.5	2.8	4.5	Hanley Ramirez	7.5
3B	0.5	3.0	4.5	David Wright	6.4
LF	1.2	4.4	6.0	Mike Trout	8.7
CF	2.4	4.8	6.4	Mike Trout	9.0
RF	1.5	4.4	5.6	Yasiel Puig	7.0
DH	0.9	4.6	5.8	Hanley Ramirez	7.1
OVERALL	1.9	6.1	7.4	Mike Trout	9.0

PITCHING					
	ALL	Top 30	Top 100	Top Player	WAR
SP	2.4	4.7	3.5	Kershaw/Fernandez	6.4
RP	0.4	1.3	0.9	Uehara	2.2

As you can see from the above charts, the league averages vary by position, with CF for some reason having by far the highest WAR. One theory is that there are simply a lot of good CF right now and also their value on defense (a missed play is usually a double) means they grade out well. The overall average position player WAR is nearly 2, and if you read about WAR discussed on Fangraphs I believe they talk about 2.0 WAR being an average player so that seems to jive. As you can also see from the above chart, Mike Trout is the top overall player for the second year in a row; as you'll see from Bridgeport's depth chart if he gets more than 650 PA he'll crack 10 WAR this year!

\$/WAR

Fangraphs quotes a guideline for a rough rule of thumb to determine if a free agent is overpaid, I think it's something like \$6 million per 1 WAR this offseason. This got me

thinking if there was a way to calculate this for the BLB. Once I was finished entering all the teams into the depth charts, I balanced the number of wins in the entire league (ie a 20 team league playing 162 games each should have 1620 wins) to determine what a theoretical 0 WAR (ie “replacement level”) team should win. This year that value is 26 wins.

I’ve assumed that 88 wins are required to make the playoffs (this varies of course but it’s my benchmark for this exercise) and given that each team has \$300 to spend for the salary cap, $\$300/(88-26) = \$5/\text{WAR}$ (**rounded**). In other words if you spend \$20 on a 5 WAR player, you got a good deal, but if you spend \$20 on a 1 WAR player you’ve overspent (at least for this year; this analysis doesn’t work on rebuilding teams of course as there are future considerations to factor in). I’ll be quoting the \$/WAR figure in the team reports but I won’t necessarily use it as gospel because as mentioned there are other factors besides a simple \$/WAR calculation to consider.

Team Depth Charts

As mentioned this year I’m trying to estimate the standings using WAR and an estimation of playing time for each team. Some of you have sent in your projected lineups, etc and that was helpful and for those that didn’t I estimated as best I could what you would do for rotations, lineups, injury subs, etc. Note that the rosters are as of Sunday, March 23rd in the afternoon (there were a few evening trades that were not factored in).

As a rule of thumb for C durability guys I assume 1 DL stint (so a C SP will get 200 IP from me, less if he’s a C and likely to get pulled from games early). F durability starters get a projection of 150 IP. I don’t worry about durability concerns for RP or DHs; for C position players I assume usually 50-70 lost PA; D’s and F’s I ballpark an even greater playing time reduction depending on position. Even A durability catchers I have assumed will be rested on occasion so the backup catcher for each team will, at minimum, receive 50-60 PA.

One other note is that closers and set up men pitch in important (ie high leverage) situations, and as such their WAR is multiplied by 1.5 to reflect the fact that their innings are more important than the average RP and have a greater impact on winning games.

ALE LEAGUE

JPA DIVISION

Allegheny Anteaters

Hitters (assumed POS)		
<u>Name</u>	<u>\$</u>	<u>eWAR</u>
Rene Rivera (C)	7	2.0
Brad Miller (SS)	15	2.3
Marcus Semien (2B)	3	0.3
Starlin Castro (SS)	4	-0.6
Yunel Escobar (SS)	19	2.0
Ryan Braun (LF)	23	4.6
Nick Markakis (RF)	9	1.6
Juan Lagares (CF)	7	2.1
AJ Pollock (CF)	8	3.6

Pitchers		
<u>Name</u>	<u>\$</u>	<u>eWAR</u>
Cliff Lee	30	5.5
Matt Cain	25	3.2
Danny Salazar	19	2.8
Kevin Gausman	7	0.0
Jose Veras	5	1.0
Alex Wood	10	1.7
Paco Rodriguez	3	1.0
Josh Collmenter	3	0.9
Zach McAllister	7	1.5

Owner: Peter Oh

Dollars left on table: \$17

This was Peter's first auction with us, and I think he did a really good job. He got Braun at a great price (it helped that two of his biggest suitors – Craig and Dan – were having connection issues, but still), and filled out the rest of his OF with 2 elite defenders and Markakis (who has the clutch and hit and run) at under \$10 each. Rene Rivera and his -2 arm are a steal at \$7 when you consider what other catchers were going for (yes I know he can't hit but still). Peter also mixed in some youth/bounceback guys on offense, such as Miller (maybe a tad pricey but still a nice player), Semien and Castro. The only offensive pick I didn't love was Yunel at \$19; the defense is good but the bat is pretty weak (and has been for a few years now) so I'd have him valued at \$15 or less, but I know he was the last half decent SS out there so he got paid.

Lee is as steady as they come on the pitching side, and \$30 is fair market price for him. Cain I was hoping to be in on but I didn't want to go above \$20. He's a bounceback guy but \$25 was a few bucks more than I would have wanted to pay. Salazar is a bigtime sleeper with an interesting card for this year; I was kicking myself for not bidding \$20 after Peter won him so I do like the pick. Gausman could be a steal if the Orioles put him in the rotation within the first few months as I'm really high on his talent. I'm not a big Alex Wood guy; if you've ever seen him pitch, it's ugly, and I have a feeling he'll be a guy that will either get hurt due to his mechanics or get beat up the second time around the league as guys get used to his funky delivery. \$10 isn't a huge overpay though, and the card is nice this year out of the bullpen and for an occasional spot start. Paco, Collmenter and Veras are three nice bullpen arms for \$11 total.

Best Value: Pollock at \$8

Worst Value: Escobar at \$19

The Verdict:

Newcastle 24 Horsemen

Hitters (assumed POS)		
<u>Name</u>	<u>\$</u>	<u>eWAR</u>
Alex Avila (C)	2	1.3
Adrian Gonzalez (1B)	31	4.2
Juan Uribe (3B)	17	4.0
Drew Butera (C)	1	-1.5
Marcell Ozuna (RF)	3	1.2
Chris Heisey (LF)	1	3.2

Pitchers		
<u>Name</u>	<u>\$</u>	<u>eWAR</u>
Trevor Cahill	1	1.9

Owner: Ron Erdmann
Dollars left on table: \$4
2008 Draft Grade: B
2009 Draft Grade: B+
2010 Draft Grade: C+
2011 Draft Grade: B
2012 Draft Grade: B+
2013 Draft Grade: A-

Ron's trying to build a contender this year, and this draft certainly helped. He spent big on Adrian Gonzalez who was, by WAR, the best 1B in the draft (very narrowly edging out Mike Napoli). \$31 is maybe a few bucks more than I'd have valued him at (and is an overpay if you consider the nice price Napoli went for later in the draft) but when you're going for it all you have to reach for guys that you need, so on that basis I don't hate the pick. I do think Adrian can hang on and have a few similar seasons in a row to this one, so I don't think this will be a buyout for Ron until maybe a few years from now if at all. Uribe was the best 3B in the auction (a full win ahead of Arenado) so Ron has to feel good about getting the top 1B and 3B cards in the auction. \$17 will almost certainly be a buyout this offseason but WAR actually thinks Ron got a good deal for this year's card. Aside from those two, Ron got some cheap depth pieces with Avila (a decent bounceback candidate and, hey, a \$2 catcher!), Butera, Ozuna (who I'm not a fan of as I think he's a 4th OF long term), Heisey (who WAR likes thanks to solid defense), and another bounceback guy/5th starter for this year in Cahill for a buck.

Best Value: Uribe for \$17.
Worst Value: Ozuna for \$3.

The Verdict:

Ron nabbed the top 1B and 3B in the auction, and although he didn't get huge bargains on either, he didn't massively overpay either and he helped his 2014 team out a ton. The rest of his picks were bench/bounceback types but he has to be feeling good about the two big guns he bought. Ron left it all on the table in the auction as he only left \$4 unspent. All in all it was another good draft for Ron and I'll give him an **A-**.

New Glarus Spotted Cows

Hitters (assumed POS)		
<u>Name</u>	<u>\$</u>	<u>eWAR</u>
Jose Bautista (RF)	28	3.6
Evan Gattis (C)	21	3.2
Jimmy Rollins (SS)	1	1.4
Shane Victorino (RF)	31	6.2
Marlon Byrd (RF)	18	4.7

Pitchers		
<u>Name</u>	<u>\$</u>	<u>eWAR</u>
Kyle Lohse	27	3.0
Brandon Beachy	1	0.2
Wandy Rodriguez	1	2.0
Tom Koehler	3	2.2

Owner: Dan Trueden
Dollars left on table: \$2
2010 Draft Grade: C+
2011 Draft Grade: B
2012 Draft Grade: B+
2013 Draft Grade: B+

I should give Dan an F just for bidding me up on Jose Bautista! I do think Jose will bounce back but my drop dead price was \$25 as I do think there are red flags that make him risky (his age, his nagging injuries, his declining ISO for the past several seasons). So for \$28 I think it's an overpay but nothing too serious and the card is nice for this year (though WAR thinks he should have been valued in the low 20's). Gattis may *seem* like an overpay but compared to what other catchers were going for, I actually like the pick. Gattis won't hit for high AVG or OBP but he's young, has a job and has a lot of power. I'm not high on Rollins turning it around as I think he's firmly in his decline, but you can't go wrong for a buck so it's a smart sleeper play by Dan here. Victorino and Byrd I like a lot at those prices; WAR thinks Dan got a bargain on both actually (yes, even Victorino: speed and defense matter folks!) and although I don't think either will be worth those prices next year, Dan's going for it this year so those signings made sense (and if he falls out of it they are both valueable trade chips).


As good as Dan's draft was for bats, I'm not a fan of what he did on the pitching side. Lohse is an overpay at \$27, per WAR and the eye test on his card (he does have the JAM and the low 3's ERA, but check out those deep drives!). The Beachy pick I don't get at all, especially since it was known on auction day that he was in for TJ surgery (if he wasn't in for TJ surgery it would have been a nice sleeper pick). Wandy isn't a bad pickup for a buck for rotation depth, and WAR likes Koehler more than you would think (based on his ERA).

Best Value: Gattis for \$21.
Worst Value: Lohse for \$27.

The Verdict:

Dan had a great draft for position players, less so for pitching. I'd say those two balance out and I'll give him a solid **B+** for his auction.

Team Depth Chart:

New Glarus Spotted Cows			
Team WAR: 53		Projected Record:	79 - 83
		Rotation	IP WAR
		1 Lohse	220 3.2
		2 Gee	220 2.1
		3 Rodriguez	150 2.0
		4 Eovaldi	150 2.0
		5 Koehler	220 2.3
		6 Niese	60 0.5
		7 Sabathia	60 0.5
		Bullpen	IP WAR
		CL Peralta	70 1.4
		SU Ramos	70 1.0
		RP Albers	90 0.8
		RP Axford	70 -0.3
		RP Affeldt	70 0.4
		RP	
		RP	
		RP	

Dan's projected to hang around the .500 mark solely based on his above average position players, as his rotation and bullpen grade out as below average. Dan might have the best OF in the league as Victorino and Puig are monsters out there (edit: nevermind, check out GC's outfield!) but the left side of the infield grades out as below average. His rotation is filled with average-ish starters from 2-5 after Lohse who is above average but hardly an ace.

Titletown Corporate Raiders

Hitters (assumed POS)		
<u>Name</u>	<u>\$</u>	<u>eWAR</u>
Giancarlo Stanton (RF)	35	4.5
Christian Yelich (LF)	10	1.5

Owner: Craig Paprocki
Dollars left on table: \$21
2008 Draft Grade: B+
2009 Draft Grade: C+
2010 Draft Grade: B
2011 Draft Grade: B-
2012 Draft Grade: A-
2013 Draft Grade: A

Pitchers		
<u>Name</u>	<u>\$</u>	<u>eWAR</u>
Jose Fernandez	49	6.7
Danny Farquhar	6	1.0
Cody Allen	3	0.6
Nate Jones	5	0.7
Jake Odorizzi	4	0.2

This is year 3 of Craig's 3 year rebuilding plan, and he went into the auction with one of the best (if not *the* best) teams in the league and without a lot of needs. Craig made two big splashes in the auction (and seemed to have a Marlin fetish), as he landed Giancarlo Stanton and Jose Fernandez. Stanton I am regretting not extending for \$33, 4/5 to be honest, but I was hoping to get him back on a 3 year deal in the high 20's/low 30's. Didn't happen and I can't say I hate the price paid here though there is some downside risk (Stanton's been a tad injury prone in his young career). As for Fernandez, I still think \$49 for any one player is crazy, especially a young pitcher with only 1 year under his belt, but there's no denying that the card is special (2nd best card in the deck per WAR to only Kershaw). That 6.7 WAR is for 230 innings so if Craig can get Jose to 250+ innings, he could come close to earning his salary on a \$/WAR basis. So I do think the pick is risky and an overpay on principal, but considering Craig's position as a real contender this year I think Fernandez could be a true difference maker.

The rest of Craig's picks were low key, but I have to say I like each and every one of them. Yelich for \$10 is a steal; even with his limitation he'll return value (and that 1.5 WAR above includes him playing vs LHP; if Craig platoons him which I'm sure he will, his WAR would be even higher) and I like his long term potential as well. Craig got 3 nice bullpen arms in Farquhar (who's blocked for now in Seattle by Proven Closer Fernando Rodney; I'd expect Farquhar to be closing before long), Allen and Jones (who is the Sox' closer and actually had a better 2013 season than 2012 despite the higher ERA). Odorizzi should be in the Tampa rotation and is a nice pickup at \$4. I guess I should mention that Craig left a lot of dough on the table; I've hammered him for it in the past though I will admit that I perhaps was a bit too hard on him for that; in this case, **MAYBE** Craig could have grabbed another impact player for his team but again he had little to no needs so I don't mind him keeping the dough for next year and not getting involved in bidding wars for guys he didn't want or need.

Best Value: Yelich for \$10.

Worst Value: Stanton at \$35, by default I guess (see above; I liked all Craig's picks).

Edmonton Trappers

Hitters (assumed POS)		
<u>Name</u>	<u>\$</u>	<u>eWAR</u>
Yadier Molina (C)	36	6.6
Kelly Johnson (3B)	3	2.0
Nick Franklin (2B)	3	1.1
Jason Heyward (RF)	23	4.4
Oswaldo Arcia (LF)	2	1.5
Jackie Bradley (CF)	4	0.2

Pitchers		
<u>Name</u>	<u>\$</u>	<u>eWAR</u>
Josh Johnson	9	0.3
Henderson Alvarez	3	1.7
Erik Johnson	1	0.2

Owner: Mike Jackson
Dollars left on table: \$29
2008 Draft Grade: A-
2009 Draft Grade: B+
2010 Draft Grade: C
2011 Draft Grade: B
2012 Draft Grade: B+
2013 Draft Grade: A-

I came into the auction with a plan of making a splash on a few big names early and then looking for bargains late in the draft, and I executed this plan quite well. I wasn't sure how I felt about landing Yadi at \$36; I'll confess I was trying to bid up Yadi when I bid \$36, fully expecting him to go for a few bucks more, but when I saw how much other catchers were going for later in the auction I am now more than happy with landing Yadi at that price. If he has his usual season (minus the DL stint, hopefully) he'll be worth that for me next year and if he doesn't I'll have no troubles dealing him this July. Also, not that his card matters all that much to me this year since I won't be contending, but WAR thinks I paid about market value assuming Yadi can stay healthy for about 650 plate appearances. Heyward I had valued in the mid-20's so I was happy to land him at \$23; I think he's got a big year in him and although he seems like he's been around for a while, he's only 24. After Heyward phase 2 of my auction plan kicked in as I waited about 150 picks and nearly 2 hours until I landed Arcia for \$2. I'm very happy with the trio of young hitters I was able to land on the cheap (Arcia, Bradley and Franklin). Right now Franklin's path to playing time is questionable (and Sizemore is pushing Bradley too but I'd expect Bradley to still make the team as the starter) but he's got a lot of upside and is just a trade or injury away from regular time. Kelly Johnson is a speculative pick (lefty power in Yankee Stadium) and his multipositional flexibility will help me in this rebuilding season.

On the pitching side, I'm all aboard the Josh Johnson rebound train, as every one of his luck-based metrics from 2013 indicated he had terrible luck, while his more performance based metrics (ie strikeout rate) remained good. Plus now he's in Petco so if he's healthy I'd expect a return to a sub-4's ERA. I do wish I could have gotten him a few dollars cheaper but I couldn't let division rival Paprocki get him and reap the rewards that I am sure will come so I stretched to get him at \$9. Alvarez is a hard thrower who needs to

develop more movement on his fastball and a better pitch to get LHB out; he's young enough (23) to do both things, I hope. Finally, Erik Johnson is a guy that I'd never heard of until doing draft prep to be completely honest, but he's young, pitched well in the minors and down the stretch, and has a rotation job. I'll take that for a buck at the end of an auction.

Best Value: Alvarez for \$3.

Worst Value: Johnson for \$9 (if he doesn't rebound or gets hurt, he's a buyout)

The Verdict:

I am very happy with my auction. I executed my game plan even after landing Yadi threw me for a bit of a loop, and I'm thrilled to have landed Heyward (a guy I targetted) as well as several other young guys. I'll give myself an **A-**, with marks off only for the possible Johnson overpay and for leaving \$29 on the table (the dough will help me next year but there were several guys in the middle rounds of the auction that in hindsight I wish I hadn't dropped out so early on, such as Salazar, Pujols, etc).

Team Depth Chart:

Edmonton Trappers			
Team WAR: 42		Projected Record:	
		68 - 94	
		Rotation	
		1	Samardzija
		2	Porcello
		3	E.Ramirez
		4	Alvarez
		5	J.Johnson
		6	Cosart
		7	E.John./Skag.
		Bullpen	
		CL	Frieri
		SU	McGee
		RP	Herrera
		RP	Storen
		RP	Wilhelmsen
		RP	MINORS
		RP	
		RP	

Well, damn. I project to have one of the worst records in the BLB. This is hardly surprising though as my rotation the worst in the league per WAR and outside of Votto, Yadi, and maybe Hill/Heyward (when healthy) I have no above average position players.

ALC LEAGUE

STOUTS DIVISION

Shiner Bock

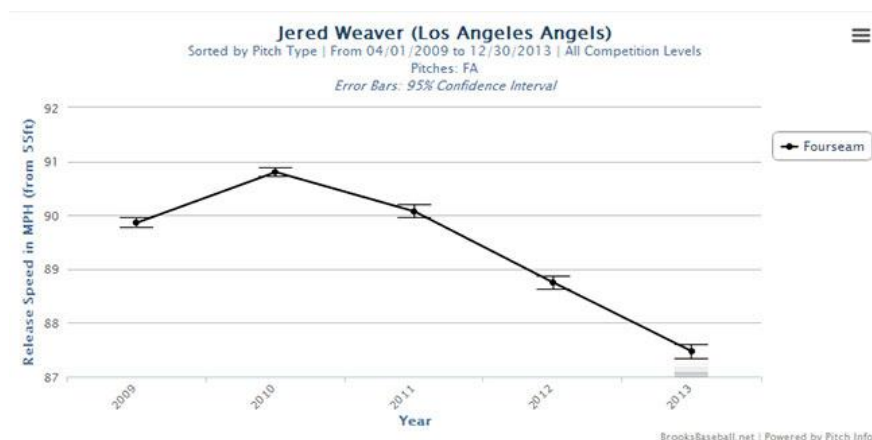
Hitters (assumed POS)		
Name	\$	eWAR
Brian Dozier (2B)	12	3.1
Ryan Raburn (LF)	7	1.8
Scooter Gennett (2B)	6	1.6
Jose Tabata (RF)	3	2.9

Pitchers		
Name	\$	eWAR
Jered Weaver	27	3.0
Chad Qualls	3	0.8
Jerry Blevins	1	1.0

Owner: Brad Pike
Dollars left on table: \$28
2008 Draft Grade: C+
2009 Draft Grade: C-
2010 Draft Grade: B+
2011 Draft Grade: B
2012 Draft Grade: A-
2013 Draft Grade: B-

Brad has already come right out and said that he considers his draft a disaster; let's see if I share his opinion. On offense, I think all of Brad's picks are fine in a vacuum, but as he said he ended up with too many 2B. Dozier has an underrated card since a lot of his value comes from his good defense, and I think \$12 is a solid deal. Raburn (since dealt) is a great value despite his limitations at \$7 (and he's probably got enough AB to be near full time in the playoffs). Gennett will be pushing Rickie Weeks for the starting 2B job in Milwaukee this year I believe, so I like the pick even if I think Brad would have liked to have had him a few bucks cheaper. Tabata, at the time of the auction, was looking like the starting RF for the Pirates (as I write this they are trying to trade him) so for \$3 for his solid card and decent long term prospects I like the pick.

On the pitching side, I have to be brutally honest and come right out and say it: I hate the Weaver pick. First off, the card isn't good enough to be worth \$27, as his solid ERA will be tough to repeat based on his moderately high deep drive ranges and high 2B ranges on his card (hence the good but not great WAR); second, check out this graph (taken from Fangraphs) about Weaver's velocity trend:



New Belgium Fats

Hitters (assumed POS)		
<u>Name</u>	<u>\$</u>	<u>eWAR</u>
Carlos Ruiz (C)	15	1.9
Gerald Laird (C)	1	0.6
Paul Konerko (1B)	3	0.3
Kolten Wong (2B)	5	-2.2
Brendan Ryan (SS)	1	-0.3
Matt Kemp (CF)	9	2.0
Curtis Granderson (CF)	7	2.6
Dexter Fowler (CF)	16	3.5
Aaron Hicks (CF)	2	1.7

Pitchers		
<u>Name</u>	<u>\$</u>	<u>eWAR</u>
Jeremy Hellickson	10	2.7
Jeremy Guthrie	5	2.1
Scott Feldman	10	2.9
Justin Wilson	2	1.2
Tyler Thornburg	2	0.3
Aaron Loup	1	0.8

Owner: Daniel Esposito (draft conducted by Matt Brandt)

Dollars left on table: \$0

Daniel couldn't make it on draft day, so Matt Brandt filled in for him on short notice. I think Matt did a pretty good job on the whole, to be honest. Ruiz is a few bucks overpriced but again, other catchers were going for twice as much (or more) so it made sense that Matt didn't want to get involved in the bidding wars happening there and just settled for a second tier guy. Laird as a \$1 backup (with a -1 arm) is a nice pickup too. Konerko is a solid platoon guy for this year. Wong is the Card's starting 2B and is a nice pickup at \$5 (just hopefully he won't have to play much this year!). Matt drafted four CF and the only one I'm not a fan of is Granderson as I feel he's firmly in his decline years and is now in a less favourable park than he was last year for his left handed power. Kemp, if healthy, could turn out to be a steal, and I think Fowler is pretty underrated. Hicks could turn out to be a steal, and his card (thanks to his excellent defense) is well worth the money this year as well.

On the pitching side, Hellickson actually has a better card than his ERA would suggest (WAR bears this out), but he's hurt to start the year so I'm not a huge fan of the \$10 investment. Feldman is nice value, and if you can play the matchups with Guthrie and his splits then he could return nice value as well. Wilson and Loup are nice bullpen arms on the cheap.

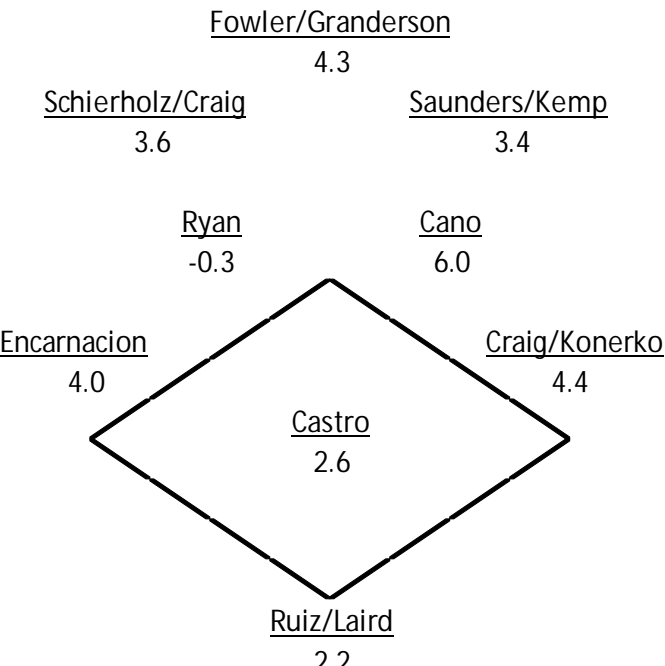
Best Value: Hicks for \$2

Worst Value: Hellickson for \$10.

The Verdict:

I give Matt an overall grade of **B** for this draft. He spread the money around and didn't have any crazy overpays, but also didn't really land any impact players either. Still, he got several nice bargains and gave Dan a nice base to work with whether he wants to compete or try to sell off some of the useful cards acquired here.

Team Depth Chart:

New Belgium Fats			
Team WAR: 49		Projected Record:	75 - 87
 <p>The diagram shows a diamond shape representing the infield. At the top is <u>Fowler/Granderson</u> (4.3). At the bottom is <u>Ruiz/Laird</u> (2.2). On the left side, from top to bottom, are <u>Schierholz/Craig</u> (3.6), <u>Ryan</u> (-0.3), and <u>Encarnacion</u> (4.0). On the right side, from top to bottom, are <u>Saunders/Kemp</u> (3.4), <u>Cano</u> (6.0), and <u>Craig/Konerko</u> (4.4). In the center of the diamond is <u>Castro</u> (2.6).</p>		Rotation	IP WAR
		1	Hernandez 230 4.6
		2	Feldman 210 2.9
		3	Guthrie 200 2.0
		4	Hellickson 210 2.7
		5	Norris 180 0.9
		6	
		7	
		Bullpen	IP WAR
		CL	Wilson 70 1.5
		SU	Swarzak 70 1.2
		RP	Smyly 90 0.9
		RP	Reynolds 70 0.7
		RP	Loup 70 0.8
		RP	Johnson 50 0.3
		RP	
		RP	

Dan's position player WAR score is dragged down by his sub-replacement level SS, Brendan Ryan. A 3 WAR SS would make his team average for position players. Aside from that, he has an average bullpen score but his SP WAR is below average thanks to Bud Norris.

Bridgeport Blue Heron

Hitters (assumed POS)		
<u>Name</u>	<u>\$</u>	<u>eWAR</u>
Billy Hamilton (CF)	8	0.3
Khris Davis (LF)	8	1.5
Carlos Quentin (LF)	13	3.2

Pitchers		
<u>Name</u>	<u>\$</u>	<u>eWAR</u>
Jeff Locke	12	2.9
Luke Hochevar	9	2.0
JP Howell	5	0.9

Owner: Chris Schenk
Dollars left on table: \$5
2013 Draft Grade: B

Schenk's team was set up nicely as a contender before the auction to contend for the division, so it would have been nice to see him spend some of the money he used on futures guys (Hamilton/Davis) to land an ace type arm. Hamilton for \$8 is good value (Hamilton doesn't need to hit much to earn that, assuming he gets good defensive and speed ratings), though I'm not as high on Davis as Chris is. Quentin is a nice bat for this year at a reasonable price.

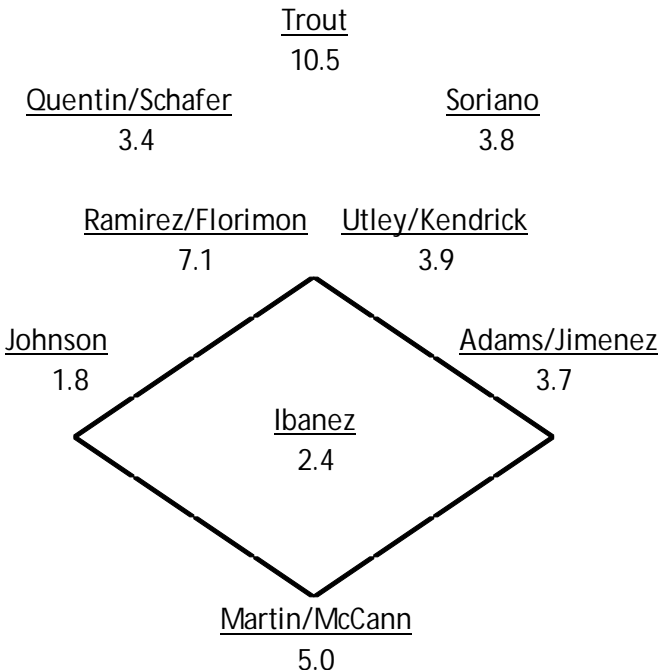
Locke has a solid jam card for that salary, while Hochevar has one of the best RP cards in the deck. Howell is decent value at \$5 for about a WAR.

Best Value: Locke for \$13
Worst Value: Davis for \$8.

The Verdict:

Overall I think Chris had a solid auction. I wish he'd have used the money spent on Davis and/or Hamilton and put it towards an ace level SP to help out his rotation more than Locke does (his offense is already solid), but I don't really have any major issues with the players he got with the possible exception of Davis. That earns him a **B**.

Team Depth Chart:

Bridgeport Blue Heron			
Team WAR: 65		Projected Record:	91 - 71
		Rotation	IP WAR
		1 Teheran	220 4.9
		2 Zimmermann	230 4.5
		3 Ogando	150 2.3
		4 Locke	210 2.9
		5 Kendrick	170 2.1
		6 Gorzelanny	30 0.3
		7	
		Bullpen	IP WAR
		CL Kimbrel	70 2.1
		SU Papelbon	70 1.3
		RP Avilan	70 1.0
		RP Howell	60 0.8
		RP Casilla	70 0.5
		RP Otero	70 0.3
		RP Cook	30 0.1
		RP	

I have Schenk winning the Stout on the backs of his position players (second in the BLB thanks mainly to Mike Trout's double digit WAR), but his rotation and bullpen grade out as slightly above average. I've assumed a 5 man rotation but I know Chris was contemplating a 4 man rotation when I asked him pre-auction.

Texas Snow Monkeys

Hitters (assumed POS)		
<u>Name</u>	<u>\$</u>	<u>eWAR</u>
Jordy Mercer (SS)	2	1.1
Trevor Plouffe (3B)	1	0.3
Josh Phegley (C)	3	-0.5
Wil Myers (RF)	28	3.5
Charlie Blackmon (LF)	3	1.9

Pitchers		
<u>Name</u>	<u>\$</u>	<u>eWAR</u>
Dan Straily	17	2.9
Tyler Chatwood	6	1.3
Jeanmar Gomez	5	1.1

Owner: Jon Barnes
Dollars left on table: \$7
2008 Draft Grade: B-
2009 Draft Grade: B
2010 Draft Grade: A-
2011 Draft Grade: A-
2012 Draft Grade: N/A (computer draft)
2013 Draft Grade: A-

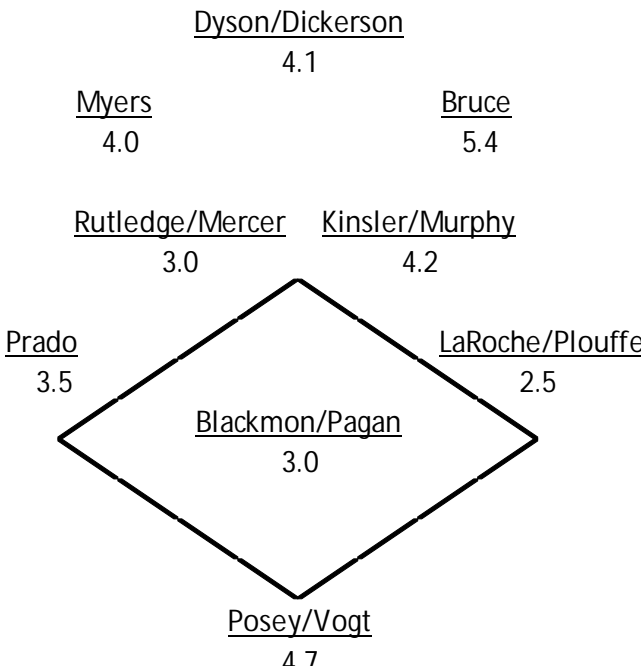
Jon's big splash in the auction was Wil Myers for \$28. I personally think it's a bit of an overpay, but not a huge one as I too am a big fan of Myers (I think I dropped out in the low 20's). The only other player above \$10 in Jon's auction was Dan Straily for \$17, and I like that signing quite a bit as he's young and in a favourable park with a solid card for this year to boot. Mercer is a limited lefty masher who could be valuable as a deadline trade chip if Jon doesn't burn through his AB, and \$2 is a nice price for him. Phegley is battling Tyler Flowers for the starting catcher job in Chicago so that isn't a bat speculative pick here. WAR likes Blackmon as it projects nearly 2 WAR despite the limitation; aside from that he's in the mix for significant playing time in Colorado's outfield this year. Chatwood had a decent year last year and is young (24) so the groundballer has a bit of upside, though I'd have preferred him to be a \$1-\$3 type guy. Gomez has a solid RP/spot starter card for \$5.

Best Value: Blackmon for \$3
Worst Value: Chatwood for \$6.

The Verdict:

Jon had a pretty good draft overall. He may regret the Myers deal if he has a sophomore slump, but I'm about as high on Myers as Jon is so I think the deal will work out ok for him. Straily, Jon's 2nd highest purchase, should also work out well as the young A's hurler is heading into his 2nd full season with a lot of potential. The remaining selections are a mix of nice cards and potential plays for next year. Overall, a good draft and worthy of a **B+**.

Team Depth Chart:

Texas Snow Monkeys			
Team WAR: 59		Projected Record:	85 - 77
 <p>The diagram shows a diamond-shaped infield with players and their WAR values: <u>Dyson/Dickerson</u> (4.1) at second base, <u>Bruce</u> (5.4) at shortstop, <u>Rutledge/Mercer</u> (3.0) at first base, <u>Kinsler/Murphy</u> (4.2) at third base, <u>Prado</u> (3.5) at left field, <u>LaRoche/Plouffe</u> (2.5) at right field, <u>Blackmon/Pagan</u> (3.0) at center field, and <u>Posey/Vogt</u> (4.7) at catcher.</p>		Rotation	IP WAR
		1 Iwakuma	230 5.7
		2 Shields	230 4.0
		3 Cingrani	190 3.5
		4 Straily	210 2.8
		5 Lynn	220 3.1
		6 Chatwood	20 0.1
		7	
		Bullpen	IP WAR
		CL Janssen	70 2.5
		SU Parnell	60 1.1
		RP Henderson	70 0.9
		RP Stammen	60 0.1
		RP Gomez	60 0.7
		RP Harrell	30 -0.1
		RP	
		RP	

Barnes has built himself a solid team here, as WAR gives him a top 5 rotation, above average position players, and an average bullpen. Iwakuma is one of the top arms in the game, and the next 4 are all above average. A solid team all around with really no black holes on offense or in the rotation; another RP or two would certainly help to keep Stammen and Harrell from pitching much.

Cincinnati Steel Reserves

Hitters (assumed POS)		
<u>Name</u>	<u>\$</u>	<u>eWAR</u>
Chris Iannetta (C)	1	1.3
Carlos Beltran (RF)	22	5.0
Matt Holliday (LF)	21	3.7
Chris Denorfia (RF)	8	2.7

Pitchers		
<u>Name</u>	<u>\$</u>	<u>eWAR</u>
Jorge de la Rosa	9	2.3
Caleb Thielbar	8	1.4

Owner: Jon Buneta

Dollars left on table: \$6

2008 Draft Grade (for Buneta): A- (was computer drafted)

2012 Draft Grade: A (Adrian drafted for Buneta)

2013 Draft Grade: B+

I'll come right out and say it: Jon had a *very* good draft. Starting from the top, Iannetta was a good deal for only a buck; yes he has the +2 arm, but he's got good power and OBP from behind the plate and should continue to do so the next few years in MLB. Beltran and Holliday in the low 20's is cheaper than I expected them to go, and I'm sure Buneta was doing cartwheels after he landed those guys for a combined \$43. WAR thinks Beltran is a bargain for sure, and thinks Jon roughly paid market value for Holliday, but both of those guys fill Jon's stated need of acquiring two big bats. After landing Holliday Jon knew he'd need a good defensive OF so he land Denorfia for a reasonable price of \$8.

On the pitching side, de la Rosa is decent value for a non-elite JAM at \$9, while Thielbar has one of the better short RP cards in the deck and is reasonably priced at \$8.

Best Value: Beltran for \$22.

Worst Value: de la Rosa for \$9, by default I guess.

The Verdict:

Overall Jon had a fantastic draft. He landed 2 big bats for reasonable, below market prices, as well as solid bench pieces in Iannetta and Denorfial for good prices. De la Rosa is decent value at \$9, and Thielbar was a nice addition to the bullpen at \$8. I'm torn between and A- and a straight A here, but I think I'll go ahead and give Jon an **A**.

Team Depth Chart:

Cincinnati Steel Reserves			
Team WAR: 55		Projected Record:	81 - 81
		Rotation	IP WAR
		1 Harvey	150 4.3
		2 Quintana	210 4.2
		3 Kuroda	230 3.9
		4 Garza	150 1.7
		5 Peralta	200 1.7
		6 Stults	100 1.2
		7	
		Bullpen	IP WAR
		CL Nathan	70 2.0
		SU Fien	70 1.5
		RP Thielbar	60 1.3
		RP Harris	50 0.2
		RP Torres	50 0.4
		RP Putz	50 0.3
		RP Breslow	60 0.6
		RP	

Ouch. Jon won't be happy with this (though this is outdated already as he's made a deal to shore up his rotation; Garza for Liriano nets him approximately +2 WAR) but WAR has serious concerns about his rotation and bullpen after the top 3 of each. On the position player side, no black holes but aside from Beltran, no elite production either. It all adds up to a WAR record of .500 but I'll go on record and say there's no way Jon finishes .500 this year.

LAGER LEAGUE

BOCK DIVISION

Granite City Chronic

Hitters (assumed POS)		
<u>Name</u>	<u>\$</u>	<u>eWAR</u>
Matt Wieters (C)	32	3.1
Troy Tulowitzki (SS)	51	5.5
Will Venable (CF)	20	4.5
Cody Ross (RF)	2	2.1

Pitchers		
<u>Name</u>	<u>\$</u>	<u>eWAR</u>
Garrett Richards	11	2.3
Alfredo Simon	3	0.8
Bryan Shaw	1	1.0
Mike Dunn	3	0.7

Owner: Ron Wright
Dollars left on table: \$0
2008 Draft Grade: B+
2009 Draft Grade: A-
2010 Draft Grade: A
2011 Draft Grade: B+
2012 Draft Grade: A-
2013 Draft Grade: B-

Ron's clearly going for it this year, and so it makes sense why he reached for Tulo. Even still, I can't get behind paying over 1/6 of your budget to a guy that, while talented, is as injury prone as they come. Definitely a difference maker card for this year no doubt, but everything needs to go right for this not to be a buyout in year 2 or year 3. Aside from Tulo, I also thought Ron reached for Wieters. I'm not sure if Wieters was the last of the good catchers nominated and that's why the bidding went nuts, but WAR thinks \$32 is a massive overpay and a quick check of the card agrees (he hammers LHP but hits only .214/.270/.358 vs RHP). I like Wieters and had targeted him in the low to mid 20's pre-auction, but like Tulo I think Ron overpaid here.

So aside from those two guys, how did Ron do? Much better. Venable at first struck me as an overpay but then I looked at his card and WAR, and he's got a very nice card, low OBP but with some pop, speed, and defense (though Ron's planning to platoon him which makes it a bit questionable why he paid \$20 for him...). WAR thinks Ron got a slight bargain and I now agree with that. Ross hammers LHP and will make a fine platoon guy for only \$2. Richards is ok for \$11, about market value per WAR. Ron then got three very good bullpen arms for only \$7 combined.


Best Value: Shaw for \$1.

Worst Value: Wieters for \$32.

The Verdict:

Ron got two of the top players at some shallow positions (C and SS), but he had to overpay by about 15-20% to do so. Still, he found some nice deals later in the draft to make up for the overpays, and for that he earns a solid **B**.

Team Depth Chart:

Granite City Chronic			
Team WAR: 67		Projected Record:	93 - 69
		Rotation	IP WAR
		1 Cobb	150 3.2
		2 Kelly	220 2.3
		3 Moore	210 3.8
		4 Chacin	200 2.5
		5 Richards	190 2.0
		6 Villanueva	60 0.7
		7	
		Bullpen	IP WAR
		CL Balfour	70 1.4
		SU Simon	70 1.0
		RP Lyons	50 0.4
		RP Dunn	60 0.6
		RP Shaw	70 0.8
		RP Chavez	70 0.7
		RP Villanueva	30 0.2
		RP	

Man, look at that outfield. Crazy good defense and speed with good offense as well. Aside from that Ron's getting elite production from SS and 1B too, and it adds up to him being the top WAR producing team from position players (nearly 6 WAR (!!)) above second place). Ron's rotation and bullpen grade out as a bit below average (and he just lost Cobb for 2 months in game 1 – ouch!) but with those position players it won't matter.

Guadalajara Crows

Hitters (assumed POS)		
<u>Name</u>	<u>\$</u>	<u>eWAR</u>
David Ross (C)	1	1.9
Ed Lucas (1B)	4	1.3
Gaby Sanchez (1B)	3	1.5
Andrew Romine (3B)	1	0.7
Pete Kozma (SS)	4	0.5

Pitchers		
<u>Name</u>	<u>\$</u>	<u>eWAR</u>
Bartolo Colon	30	4.3
Charlie Furbush	3	0.7
Tanner Scheppers	10	1.1
Tanner Roark	1	0.4

Owner: Domingo Cruz
Dollars left on table: \$9
2012 Draft Grade: B
2013 Draft Grade: B+

On offense, Domingo seemed to be in search of platoon guys and role players, and he found a few nice ones. Ross at a buck is a steal; the -2 arm adds a ton of value and more than makes up for his weak bat vs RHP and limit vs LHP making him a fine backup to Rosario. Lucas and Sanchez are lefty mashers who are underrated by the WAR totals above (which assumes they are full time players and as such dragged down by their suckitude vs RHP). Romine is an A at 3B and B in the middle infield so is a nice bench guy to have for a buck. Kozma is the only pick I don't like; even his defense can't make up for his lack of bat. At a buck he's a nice defensive sub, but if that's all Domingo was looking for there were a few cheaper options near the end of the auction (off the top of my head, Brendan Ryan and Clint Barmes were still available I believe).

Colon is exactly the kind of pitcher I'd throw a few extra dollars at if I was a contender; due is like 55 years old and fat as fuck, so EVENTUALLY he has to collapse, right? If it happens this year he'll likely retire or go unsigned and as such will not be a buyout this offseason, so you get his card for this year at less of the risk of a buyout. That said, I don't think Domingo overpaid compared to what other, lesser starters went for, so he did well to get Colon for \$30. Furbush (heh, Colon and Furrybush on the same team. Sorry.) is a solid 'pen guy, and Scheppers has a sweet card and is in contention for a rotation spot this spring which is why I don't have an issue with spending the \$10 on a bullpen guy. Roark, at the time of the auction, was also in contention for a rotation spot (I believe as I write this they will give that spot to Taylor Jordan) so the \$1 bid is a nice sleeper play; also, Roark can relieve for 35% of the season so even if he doesn't win a rotation spot in Washington he does return some value for Domingo.

Best Value: Ross for \$1.
Worst Value: Kozma for \$4.

The Verdict:

Domingo did well to fill in his bench with some role player types on the cheap, and added a few nice relievers to go along with a sweet jam card in Colon. With Colon being the

Ottawa Corona Conservatives

Hitters (assumed POS)		
<u>Name</u>	<u>\$</u>	<u>eWAR</u>
Nolan Arenado (3B)	23	3.0
Michael Bourn (CF)	11	3.1
JB Shuck (LF)	4	1.8
Michael Brantley (LF)	15	3.1

Pitchers		
<u>Name</u>	<u>\$</u>	<u>eWAR</u>
Tim Hudson	19	2.5
Jake Peavy	19	3.2
Rex Brothers	13	0.7
Felix Doubront	5	1.9

Owner: Glen Donald
Dollars left on table: \$5
2013 Draft Grade: A

On offense, Glen added one of the best defensive cards in the deck in Arenado. Arenado's WAR is held down by his offense, and as such \$23 looks like a sight overpay. If Arenado can keep getting elite defensive ratings and grow the offensive skills in Coors, this will look like a good deal going forward. I was in on Arenado as well but wanted him for \$18-\$20 max so \$23 is decent. Bourn could be a bounceback candidate and \$11 could be a steal; WAR thinks the price is a slight bargain. Brantley has the hit and run rating and the clutch which is factored into WAR, and he's been consistently an average-ish player in MLB so this is a safe investment in a nice card and a solid player going forward. Shuck profiles as a 4th outfielder to me and his card while decent is fueled by an empty batting average. \$4 isn't a lot but the player doesn't excite me that much.

Hudson and Peavy are solid investments at \$19 each; Hudson's WAR is so low simply because it assumes he'll miss time due to the F durability (over 200 innings the WAR would be about the same as Peavy's). I like Hudson to have a nice year in San Fran this year so I like the deal beyond this year as well. Peavy has a solid card, better than his ERA would suggest, with the only real issue being deep drives and doubles vs LHB. WAR does not like Brothers due to the high number of walks on his card, but I would rather have him than Mujica if I had to pick between the only two jam RPs in the auction. WAR thinks Doubront is kinda "meh", not bad for \$5 but there might have been a better option both for this year and in the long term.


Best Value: Bourn for \$11.

Worst Value: Brothers for \$13

The Verdict:

Overall I think Glen had a solid draft. He paid near market prices for each of his players, with a few minor steals (Bourn for example) and a few minor overpays (debatably Arenado; Brothers). Just a solid draft, and it earns him a **B**.

Team Depth Chart:

Ottawa Corona Conservatives			
Team WAR: 61		Projected Record:	87 - 75
 <p>The diagram shows a diamond-shaped infield with players and their WAR values: Bourn/Sweeney (3.9) at pitcher, Gonzalez/Sweeney (8.6) at catcher, Reddick/Shuck (3.5) at first base, Hardy (2.9) at second base, Pedroia (6.0) at third base, Arenado (3.2) at shortstop, Brantley (2.5) at center field, Freeman (4.9) at right field, and Lucroy/Kratz (3.6) at left field.</p>		Rotation	IP WAR
		1 Cueto	150 3.2
		2 Price	220 3.8
		3 Hudson	150 2.4
		4 de la Rosa	210 2.3
		5 Peavy	200 3.1
		6 Leake	50 0.7
		7 Doubront	50 0.4
		Bullpen	IP WAR
		CL Brothers	70 1.1
		SU Jansen	70 2.3
		RP Watson	80 1.3
		RP Crain	60 0.7
		RP Webb	60 0.6
		RP McGowan	50 0.3
		RP Varvaro	30 0.1
		RP	

I've got Glen projected to make the playoffs on the strength of a top 5 position player and bullpen ranking and an average rotation WAR. Car-Go is one of the best cards in the deck, and Pedroia and Freeman also give top notch production at their positions.

St Louis Black Crowns

Hitters (assumed POS)		
<u>Name</u>	<u>\$</u>	<u>eWAR</u>
Travis d'Arnaud (C)	8	-0.2
Mark Teixeira (1B)	3	1.1
Justin Smoak (1B)	5	1.4
Xander Bogaerts (SS)	19	0.1
Mike Moustakas (3B)	10	0.6
Jonathan Villar (SS)	1	-0.3
Alex Rios (RF)	18	4.8
Craig Gentry (CF)	17	4.3
Jake Marisnick (CF)	2	-0.1
Avisail Garcia (RF)	9	2.2
Junior Lake (LF)	1	1.3

Pitchers		
<u>Name</u>	<u>\$</u>	<u>eWAR</u>
Michael Wacha	25	0.9
Carlos Martinez	12	-0.1
Hector Santiago	2	2.0

Owner: Brian Feig
Dollars left on table: \$2
2008 Draft Grade: B+
2009 Draft Grade: A-
2010 Draft Grade: B
2011 Draft Grade: A
2012 Draft Grade: A-
2013 Draft Grade: B+ (Adrian Paredes drafted for Brian)

Brian is retooling after winning the boot in 2013, and he focused most of his draft spending on hitting which I think is smart (hitting tends to be more predictable and less injury prone than pitching). D'Arnaud has all the talent in the world and if he stays healthy (a big if) he should be worth the \$8 easily. Teixeira and Smoak are two guys that I'm not really high on, but I will admit that for a combined \$8 I like the picks as they both have upside in 2014. Bogaerts is a guy I really wanted but for around \$10-12ish, not for the \$19 that he went for. I think that's too much because his card for this year is a waste and it's likely he has some growing pains in 2014, meaning he may not start earning his value until year 3 of his deal. He could explode onto the scene like many rookies have in recent years but the safer bet is that he'll struggle (as most rookies usually do). Moustakas is a former top prospect who has struggled to do much of anything at the MLB level; he could be a post-hype sleeper but I'm not a fan of the \$10 price tag here. Villar and Lake are two \$1 guys who are young and don't have to do much to return value on that cheap of a deal. Rios and Gentry were two of the top OF in the auction and Feig got them for good prices per WAR making them prime trade bait if they struggle in MLB this year. Marisnick for \$2 is a good price; I think he will struggle to hit if given the CF job this year but his defense will make up for it and long term I think he'll hit enough.

On the pitching side, Brian reached for a couple of Cardinals in Wacha and Martinez. I don't mind the price on Wacha as I am a fan of his long term, but I believe the price on

Martinez is high given his useless card this year and the fact that he isn't guaranteed a starting job out of spring training. If he wins one he easily could earn that \$12 but it's a bit risky. Santiago moves from a HR friendly park (Chicago) to a more pitcher friendly park in Anaheim so I love the pick at \$2 as I think he could be a bargain for Brian next year.

Best Value: Rios for \$18.

Worst Value: Moustakas for \$10.

The Verdict:

Brian's draft was a bit of a mixed bag in my eyes. He definitely grabbed a lot of high upside talent, some of it on the cheap and some of it slight overpays (in my opinion). In addition he also added some trade chips which will give him a lot of flexibility to add even more talent in-season as he prepares for a run in 2015. Overall the good outweighs the bad and I'll give Brian a **B+**.

Team Depth Chart:

St Louis Black Crowns			
Team WAR: 37		Projected Record:	
		63 - 99	
		Rotation	IP WAR
		1 Strasburg	200 4.1
		2 Corbin	220 3.0
		3 Wheeler	210 2.3
		4 Santiago	210 2.0
		5 Gallardo	180 1.6
		6 Vargas	40 0.3
		7	
		Bullpen	IP WAR
		CL Wacha	70 1.1
		SU Hoover	70 1.6
		RP Logan	70 0.4
		RP Ross	80 0.3
		RP Martinez	40 -0.1
		RP Soria	60 -0.3
		RP	
		RP	

Brian is rebuilding and his WAR score shows it as the two of us might end up battling for the top prospect pick next year. This is outdated too as he's dealt his two best players (Gentry and Rios).

Rolling Rocks of Old Latrobe

Hitters (assumed POS)		
<u>Name</u>	<u>\$</u>	<u>eWAR</u>
Josmil Pinto (C)	4	0.9
Neil Walker (2B)	13	2.5
Jose Iglesias (SS)	22	3.3

Pitchers		
<u>Name</u>	<u>\$</u>	<u>eWAR</u>
Sonny Gray	14	1.4
Phil Hughes	1	1.0

Owner: Aaron Peck
Dollars left on table: \$0
2011 Draft Grade: B
2012 Draft Grade: B+
2013 Draft Grade: A+

Peck's biggest purchase from the auction was shortstop Jose Iglesias, and unfortunately news came out after the draft that he'd miss much of 2014 with stress fractures in both shins (wtf??). Despite this I do think Peck overpaid for Iglesias; this is a guy who NOBODY thought would hit, and he goes out and has a BABIP fueled fluke offensive season. The card is nice for sure but even WAR thinks \$22 is about 3-5 bucks rich (then again, I'd rather have Iglesias at \$22 than Yunel at \$19 for this year at least so perhaps I'm being a bit too hard on the pick here). That said, Peck won't have a problem finding a trade partner if he decides to shop Iglesias in season so the contract won't end up haunting him next year if he's out of contention in 2014. Walker is a solid player with some upside, and WAR thinks Peck paid about market value for him this year. Pinto is a sleeper, a guy whose only obstacle for playing time in Minnesota is Kurt Suzuki. They may start him in AAA to work on his defense but the bat will play and I'd expect him to be in the majors by June at the latest.

Sonny Gray at \$14 is a minor steal in my opinion, and he's one of the players I regret not going the extra dollar on. His card is limited, true, but he would be fulltime in the playoffs and I am a big believer in his future. Hughes is a nice speculative play for a buck; his problems have been his HR tendencies and he's moving to a pitcher friendly park and away from the bandbox that is Yankee Stadium.

Best Value: Gray for \$14.
Worst Value: Iglesias for \$22.

The Verdict:

I gave Peck an A+ last year and while I don't think he quite did to merit that this year, he had another very good draft and deserves an A-. I liked all of his picks except possibly Iglesias (which had nothing to do with his injury since that occurred after the auction).

Team Depth Chart:

Rolling Rocks of Old Latrobe			
Team WAR: 59		Projected Record:	85 - 77
		Rotation	IP WAR
		1 Ross	200 3.6
		2 Sale	230 4.0
		3 Latos	230 3.9
		4 Fister	220 3.4
		5 Nova	120 1.4
		6 Gray	80 1.5
		7	
		Bullpen	IP WAR
		CL Melancon	70 1.9
		SU Reed	70 1.2
		RP Cecil	50 0.5
		RP Strop	70 0.6
		RP Ramos	80 0.6
		RP Nova	30 0.2
		RP	
		RP	

Aaron has built a borderline contender here thanks to solid production from nearly every lineup spot adding up to an above average position player WAR. His rotation is top 5 led by 3 guys that could crack 4 WAR (Ross needs to stay healthy). The bullpen is anchored by two good cards but drops off a bit after that.

LAGER LEAGUE

PILSNER DIVISION

DC Sculpin

Hitters (assumed POS)		
<u>Name</u>	<u>\$</u>	<u>eWAR</u>
Yan Gomes (C)	34	4.8
Albert Pujols (1B)	8	1.0
Jedd Gyorko (2B)	13	2.1
Gordon Beckham (2B)	1	0.9
Zack Cozart (SS)	9	1.4
Josh Hamilton (LF)	15	2.5

Pitchers		
<u>Name</u>	<u>\$</u>	<u>eWAR</u>
Ed Mujica	17	0.8
Scott Kazmir	7	1.9
Charlie Morton	1	0.8
Neal Cotts	9	1.4
Sergio Santos	8	1.8
David Carpenter	4	1.4

Owner: Kevin Rhoads

Dollars left on table: \$49

2008 Draft Grade: B+ (with original franchise)

2013 Draft Grade: C+

Based on some of his picks in the auction, I'd imagine Kevin is going for it this year but he also sprinkled in some upside plays as well. Starting with his biggest acquisition, Yan Gomes for \$34 is an overpay, as WAR pegged his value in the mid-upper 20's for this year and while I do think he'll hit for power and provide defense in MLB, that average is coming down. I am of the opinion that Josh Hamilton is firmly in decline but at \$15 there is some upside with this pick and the card isn't that bad as well. Pujols is another Angel in decline, but I am more optimistic of him bouncing back to 2012 levels than I am for Hamilton if he's healthy so I love the \$8 price tag. I am a big fan of Gyorko; \$13 is close to market value for his card this year and I think he's got a nice future as well. Cozart is a good defender at SS and considering what other SS were going for I don't have a huge problem with the \$9 price even if the player doesn't excite me. \$1 for Beckham? Why not. I mean it has been 5 years since his breakout season in 2009 but the dude is still only 27 so you just never know.

On the pitching side, I really dislike the Mujica pick at \$17 as even with the jam/on/off his card isn't that great (as shown by his good not great WAR). The rest of the bullpen picks though I am a fan of; Cotts has a great card and though he's likely a buyout next year, he'll provide a ton of value this year. Santos has a great card despite the F durability and has upside as well if he can stay healthy this year in MLB (a big F). Carpenter has a nice long RP card and only cost \$4. Kazmir for \$7 is a nice price; his card isn't great for this year (RHB kill him) but he should do well in Oakland. Morton... eh. He just can't get LHB out which will make the card borderline unusable. Kevin also left a ton of money on the table (\$49) which shows the hazards of going into the auction with TOO much money (it can be difficult to spend it all unless you want to overpay).

Best Value: Pujols for \$8.

Worst Value: Mujica for \$17.

The Verdict:

Kevin had a pretty good auction overall. He mixed in some nice deals on some bounceback guys with a few overpays, and landed the 2nd best catcher in the auction which will either be valuable trade bait or help him reach the playoffs this year. He gets dinged for leaving so much money on the table and wasting a roster spot or two that could have been used on an impact guy (either for this year or the future), but regardless I'll give him a solid **B**.

Team Depth Chart:

DC Sculpin			
Team WAR: 46		Projected Record: 72 - 90	
		Rotation	IP WAR
		1	Masterson 220 3.8
		2	Wilson 220 2.5
		3	Lester 210 2.3
		4	Kazmir 190 1.8
		5	Morton 150 0.8
		6	Rogers 40 0.4
		7	
		Bullpen	IP WAR
		CL	Holland 70 2.8
		SU	Cishek 70 1.9
		RP	Santos 60 1.7
		RP	Cotts 70 1.4
		RP	Carpenter 80 1.3
		RP	Mujica 70 0.8
		RP	
		RP	

Kevin's projected record is probably not as good as he's hoping for, and its due to poor position player and SP WAR scores. However, Kevin easily has the top bullpen WAR in the entire league (nearly 10 WAR from RPs!). As far as that position player score goes, he's not getting much production from his infield as only Loney and Gomes projects as even average there (Gomes of course is elite). The rotation has Masterson but a drop after that with Wilson/Lester being average arms and Kazmire with the C durability and the slightly below average card (righties will hit him).

Toronto Beavers

Hitters (assumed POS)		
<u>Name</u>	<u>\$</u>	<u>eWAR</u>
Adam Dunn (1B)	3	1.1
Mike Carp (LF)	1	1.4
John Mayberry (RF)	1	1.2
Brandon Phillips (2B)	11	2.8
Alcides Escobar (SS)	6	1.2
Alex Presley (CF)	1	1.2
Seth Smith (LF)	1	1.8
David DeJesus (LF)	1	1.5

Pitchers		
<u>Name</u>	<u>\$</u>	<u>eWAR</u>
John Lackey	24	3.8
Francisco Liriano	24	3.7
Marco Estrada	6	2.8
Brian Matusz	1	0.4
Carlos Torres	1	0.7
Vin Mazzaro	2	0.5

Owner: Norm Larrett

Dollars left on table: \$0 left on the table

2009 Draft Grade: C+

2010 Draft Grade: A-

2011 Draft Grade: B+

2012 Draft Grade: C+

2013 Draft Grade: A-

I'll get this out of the way now: I can't get too excited about any of the \$1 outfielders Norm drafted with the exception of DeJesus, who is a solid underrated player and will make a nice platoon OF. The other 3 hitters he drafted though I am a fan of: Dunn is wildly overrated due to his clutch, but \$3 isn't a bad price for his power bat. Escobar can't hit – at all – but his defense and speed have him producing a little over 1 WAR so I actually like the signing for Norm. Phillips is declining and given 2B tend to fall off a cliff quicker than other positions (go look up Orlando Hudson or Robbie Alomar for a few examples) this could be risky long term, but Norm got a bit of a bargain on his card this year I think.

Lackey and Liriano are solid investments at \$24 each; WAR has them earning their salaries if Norm can get about 240 innings from them which is doable. Estrada has the F but I love this pick by Norm; I am a fan of Estrada long term and the card is quite good for this year as well if he can avoid the bizarre rolls. Matusz. Torres and Mazzaro are solid bullpen pieces on the cheap.

I wrote the above before I did the WAR depth chart for Toronto; having seen how low their projected wins are, I question Norm's strategy for making a run this year as I think he could have been better served rebuilding.

Best Value: Estrada for \$6.

Worst Value: Any of the \$1 OF besides DeJesus for \$1.

The Verdict:

I'll give Norm an overall grade of **B**. He wasted some roster spots in my mind on some of his \$1 OF, but he picked up some nice bargains on the rest of his hitters and acquired 3 good starters for \$54 combined. He loses points for me for not pushing for a rebuild given the makeup of his pre-draft roster.

Team Depth Chart:

Toronto Beavers			
Team WAR: 43		Projected Record:	69 - 93
		Rotation	IP WAR
		1 Gonzalez	230 3.4
		2 Hamels	230 3.7
		3 Liriano	200 3.7
		4 Lackey	200 3.7
		5 Estrada	150 2.7
		6 Delgado	40 0.5
		7	
		Bullpen	IP WAR
		CL Rosenthal	70 1.0
		SU Machi	70 1.3
		RP Mazzaro	80 0.4
		RP Matusz	60 0.3
		RP Perez	60 0.3
		RP Veras	60 0.9
		RP	
		RP	

Like Buneta, I expect Norm to beat this projection (he's already made a lot of moves and its solely due to him that my projections are out of date already. Thanks a lot Norm!) but based on the team he had Sunday afternoon, he had no hope of sniffing the playoffs if WAR is to be believed. His position players are all average or below and while the rotation is good (top 5 in the league) that wasn't enough to make up for the 2nd worst position player WAR in the league.

Woodbury Governors

Hitters (assumed POS)		
<u>Name</u>	<u>\$</u>	<u>eWAR</u>
Dioner Navarro (C)	9	1.8
Mike Zunino (C)	4	0.5
Hank Conger (C)	4	0.6
Mike Napoli (1B)	12	4.0
Eric Sogard (2B)	5	1.4
Mark Ellis (2B)	2	2.0
Cody Asche (3B)	1	0.4
Justin Upton (RF)	28	4.2
David Lough (RF)	7	3.1

Pitchers		
<u>Name</u>	<u>\$</u>	<u>eWAR</u>
Justin Verlander	30	3.0
Gerrit Cole	34	3.0
Martin Perez	10	2.3
Alex Torres	9	1.6
Corey Kluber	19	2.1
Tommy Hunter	3	1.7
Brad Ziegler	3	0.7
Antonio Bastardo	1	0.5

Owner: Bryan Richert
Dollars left on table: \$0
2013 Draft Grade: B+

Bryan drafted 3 catchers, the best of them being Navarro. I'm honestly not sure what to think about Navarro's crazy season last year, since he was shitty for the seasons leading up to it, but he is the Toronto starting catcher and the \$9 is right around where WAR pegs his card's value at even with the limitation. Zunino and Conger have some upside for \$4 a piece as well. Napoli is one of the bigger steals of the draft as he went for a lot cheaper than Adrian Gonzalez and his card is just about as good. Seems as though Sogard was drafted as a platoon mate for Ellis, but \$5 is a few bucks too many as I don't think his card is that great. Ellis though is nice value for \$2, as is Asche for \$1. Upton I think is overpaid by about \$5 but one of these years he has to break out, right? If it's 2014 then \$28 won't look so bad a year from now. Lough has a solid card and is going to play quite a bit in Baltimore so \$7 seems about right.

I wanted Verlander quite a bit as I think he will bounce back (though there is a risk that he's entering his decline phase), but I wanted him in the mid 20's not \$30. Not a huge overpay and certainly there is upside there, but there is some risk. Cole I am also high on but \$34 was too right for my blood. Martin Perez has an OK card but a lot of upside for \$10, as does Kluber for \$19. Alex Torres is a nice pickup for \$9; his bullpen card this year makes it worth it even if he doesn't perform for San Diego. Hunter has a nice card (his WAR is so high due to the ON and his big deep drive range vs LHB) and is Baltimore's closer this year so I love the pickup at \$3.

Best Value: Napoli for \$12.
Worst Value: Sogard at \$5.

The Verdict:

Sudbury Northern Ales

Hitters (assumed POS)		
<u>Name</u>	<u>\$</u>	<u>eWAR</u>
Nick Punto (SS)	2	1.5
Didi Gregorius (SS)	2	1.8
Brandon Barnes (CF)	5	1.9
Drew Stubbs (CF)	2	2.4

Pitchers		
<u>Name</u>	<u>\$</u>	<u>eWAR</u>
Kevin Siegrist	8	1.5
Brandon Kintzler	6	1.2
Dane de la Rosa	1	0.7

Owner: Mike Stockhaus
Dollars left on table: \$28
2008 Draft Grade: B+
2009 Draft Grade: B
2010 Draft Grade: A-
2011 Draft Grade: B-
2012 Draft Grade: B+
2013 Draft Grade: B

Originally I had trashed Mike's draft on offense; however, after doing the team depth chart I can appreciate why he went the direction he did with regard to the platoons. I do think he could have made a bigger impact considering the dollars he left on the table, but his platoons will work for him this year. I do like all the pitchers drafted as Siegrist has one of the best cards in the deck, Kintzler is a nice long RP and de la Rosa has his uses as an opposite guy for a buck. With \$28 left on the table though, there were better hitters you could have gone after than the bench/filler types that were drafted.

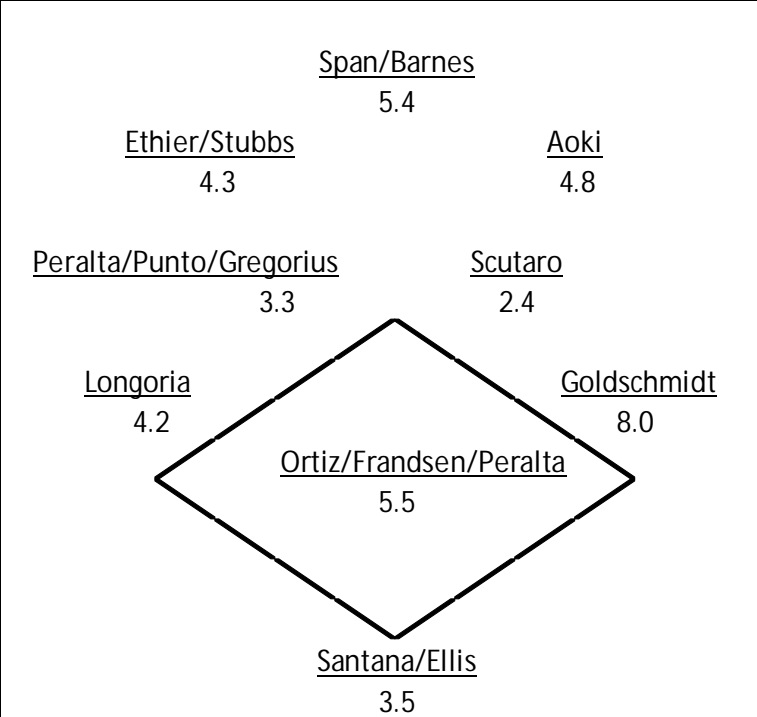
Best Value: Siegrist for \$8.

Worst Value: Punto at \$2.

The Verdict:

I give Mike an overall grade of **B** for this draft. I can appreciate why he went the platoon route on offense, but I think he could have made a bigger impact considering the dollars he had left over.

Team Depth Chart:

Sudbury Northern Ales			
Team WAR: 65		Projected Record:	91 - 71
 <p>The diagram shows a diamond-shaped infield with players and their WAR values: Span/Barnes (5.4) at 1B, Aoki (4.8) at RF, Scutaro (2.4) at SS, Longoria (4.2) at LF, and Santana/Ellis (3.5) at C. Peralta/Punto/Gregorius (3.3) is at 2B. A central diamond contains Ortiz/Frandsen/Peralta (5.5). Goldschmidt (8.0) is at 3B.</p>		Rotation	IP WAR
		1 Griffin	230 4.5
		2 Ryu	210 4.0
		3 Gonzalez	200 3.1
		4 Parker	210 3.1
		5 Oberholtze	80 1.3
		6 Chen	110 1.1
		7 Kennedy	30 0.2
		Bullpen	IP WAR
		CL Soriano	70 1.1
		SU Siegrist	70 2.2
		RP de la Rosa	60 0.6
		RP Vincent	60 1.0
		RP Kintzler	80 1.0
		RP Rzepczynski	40 0.0
		RP	
		RP	

Mike ahead of Minton was a surprise to me to be honest when I did these rankings, but in looking at Mike's team I can see how he's projected to be a 90 win team. His OF platoons work for him and 2B is the only position worthy of an upgrade. His rotation is above average 4 deep and the bullpen is pretty good as well.

Naptown Racers

Hitters (assumed POS)		
<u>Name</u>	<u>\$</u>	<u>eWAR</u>
Darwin Barney (2B)	1	0.4
Anthony Gose (LF)	1	0.2

Pitchers		
<u>Name</u>	<u>\$</u>	<u>eWAR</u>

Owner: Chris Minton
Dollars left on table: \$0
2008 Draft Grade: B+
2009 Draft Grade: C+
2012 Draft Grade: A-
2013 Draft Grade: B

Saved the easiest review for last as Minton only had 2 picks to make in the auction (which is the same thing I wrote last year – Minton loves to fill his roster spots pre-auction I guess)! Well, I am shocked nobody went to \$2 for Barney in the auction. He's a B+/95 at 2nd, hits LHP decently (.310/.415 OBP/SLG w/B power) and should still play a ton in Chicago this year until the kids are ready. His WAR is so low due to his shitty card vs RHP; if you platooned him his WAR would be somewhere around 0.8-1.0. Meanwhile Gose was an end of auction pick (the computer picked a prospect when Minton had to leave early) but a smart one for a contending team like Chris' as he's a nice 4th OF. His WAR is held down since I've assumed he'd play fulltime vs LHP (who he sucks against) and up to his limit vs RHP; if you only played him vs RHP his WAR would go up to about 0.7 (in only ~120 plate appearances).

Best Value: Barney for \$1.

Worst Value: Gose for \$1 by default I guess

The Verdict:

Tough to get excited by this draft one way or another, but I think Chris did well with his 2 picks (even though Barney was chosen by the computer) and deserves a **B+**.

Team Depth Chart:

Naptown Red Racers			
Team WAR: 61		Projected Record:	87 - 75
		Rotation	IP WAR
		1 Kershaw	250 7.2
		2 Darvish	220 5.1
		3 Wainwright	250 3.9
		4 Holland	210 2.7
		5 Buchholz	150 3.5
		6 Cumpton	30 0.5
		7	
		Bullpen	IP WAR
		CL Uehara	70 3.2
		SU Doolittle	70 1.7
		RP Coleman	40 0.9
		RP Walden	60 0.6
		RP O'Day	60 0.7
		RP Hernandez	40 0.4
		RP	
		RP	

WAR has Minton winning a wildcard slot, and it's easy to see why thanks to that dynamic duo of Kershaw and Darvish. Wainwright, Holland and Buchholz round out the 2nd best (barely) rotation in the BLB, and that's followed up by an above average bullpen as well led by the top RP card in the deck, Uehara. Chris will want to upgrade some spots on offense as his position player WAR is below average; 2B and RF are the two main areas of concern.

Predictions – 2013 redux:

Below are my predictions of records and playoff seeds from last year's report card, as well as a write up I did:

Ale League			Lager League		
IPA	W	L	Bock	W	L
Edmonton *	96	66	St Louis *	98	64
Jackson Park *	91	71	Ottawa *	85	77
New Glarus *	88	74	Guadalajara	82	80
Newcastle	83	79	Rolling Rocks	74	88
Pabst	55	107	Granite City	71	91
Stout	W	L	Pilsner	W	L
Philly *	87	75	Woodbury *	93	69
Cincinnati	85	77	Sudbury *	85	77
Shiner	80	82	Naptown	82	80
Bridgeport	75	87	Toronto	74	88
Texas	71	91	DC	65	97

* = Playoff team

I am predicting myself to win the division, but I will get stiff competition from Nate and Dan as both have good teams albeit with some holes they will no doubt try to fill during the year via trades. I have Nate a bit above Dan at the moment due to but I have both teams locking down wildcard spots. Newcastle could sneak their way into contention too as they have a great top 3 of the rotation but it falls off after that and their offense has some holes beyond the big thumpers Cano, Hart and Willingham. Pabst... well let's just say Craig's reserved the pullout couch for next year's auction!

In the Stout, Philly has a good offense but their pitching rotation will hold them back. Shiner has a good rotation but an offense with a lot of holes in it. Cincy has a solid top 2-3 of the rotation but a spotty offense and depth issues in the rotation. Bridgeport's offense is headed by Trout and he has some talent there but again there are holes, and as of this writing (round 5 of the minors draft) he only has 3 fulltime starters. Texas has an ok rotation but the offense isn't great beyond Pujols. I guess what I'm saying by breaking the teams down this way is that I have ZERO confidence in predicting this division winner (though I do have confidence that 3 IPA teams will make the playoffs after reviewing the Stout division rosters...). I do think Philly's offense will make up for their so-so pitching and I have them first, but if I know Buneta Cincy will be there all year making moves to try to close the gap. Brad will be right there as well followed by Bridgeport and then Texas, but again the order of these teams is very likely to be different from what I've predicted so don't hold me to it (at least until next year's card!)

Over in the Bock I see Granite City in a transition year as they have a bunch of guys with bright futures on their roster, though they won't be terrible unless they go into a massive sell off. Guadalajara has built a solid/good offense but their rotation will be an area to

upgrade during the season. Ottawa has some talent on offense and a great top 3 of the rotation (Price, Weaver, Greinke). Rolling Rocks has a solid rotation but questions on offense and I wouldn't be surprised if Aaron was building to 2014 given some of his draft picks. Finally, St Louis looks to be the class of this division with a killer offense and Gio/Dickey/Kershaw at the front of the rotation. After St Louis I've lined them up Ottawa (due to their rotation), Guadalajara right behind (I think Domingo will be active and acquire a pitcher or two to go with his offense), Rolling Rocks and Granite City.

Finally in the Pilsner division, DC wasn't left with much as Garson made a title run last year, as I'll expect him to finish last based on his brutal pitching staff beyond Verlander. Naptown's offense should be ok (and speedy) and their rotation is solid too but without a true ace. Sudbury, who I hammered earlier in the report card for not looking towards 2014, might be a contender in this division but they are still a team with some holes. Toronto has a pretty punchless offense (though their pitching should keep them in games, at least their top 3 of the rotation anyway until Pettitte gets hurt!). That brings me to Woodbury, who I like to win the division on the strength of their offense, though they will probably be seeking a rotation upgrade during the season. After Woodbury I do think Sudbury will be there all season long, followed by Naptown and Toronto with DC bringing up the rear.

The wildcards in the Lager League are tougher to pin down so I'll pick the #2 team from each division.

Now here are the final standings from last season.:

Ale League			Lager League		
IPA	W	L	Bock	W	L
Edmonton *	121	41	St Louis *	104	58
Jackson Park	85	77	Guadalajara *	88	74
New Glarus	78	84	Ottawa	78	84
Newcastle	64	98	Rolling Rocks	68	94
Pabst	63	99	Granite City	56	106
Stout	W	L	Pilsner	W	L
Cincinnati *	101	61	Sudbury *	109	53
Bridgeport *	88	74	Woodbury *	87	75
Texas *	87	75	Naptown	79	83
Shiner	81	81	Toronto	72	90
Philly	65	97	DC	46	116

* = Playoff team

I've highlighted teams that I pegged exactly right in terms of place in the divisional standings. I predicted only 1 of the 4 playoff teams in the Ale League and 3 out of 4 playoff teams in the Lager League. So, 4/8 is a bit of a disappointment, though based on how I predicted the order of most divisions except the Stout correctly it wasn't all bad!

Predictions – 2014:

As mentioned in the introduction, the predictions this year are based not on my own gut feel/opinions, but rather on the WARs calculated from each team's depth charts (shown above in each team's writeup). First of all, the breakdown of WARs for each team for position players, SP and RP (highlighted values are top 5 in that category):

Team	WAR BREAKDOWN			
	Position	SP	RP	TOT
Allegheny	24.9	17.3	5.7	48
Bridgeport	41.6	17.0	6.1	65
Cincinnati	32.0	17.0	6.3	55
DC	24.6	11.6	9.9	46
Edmonton	28.9	9.3	4.2	42
Granite City	47.2	14.5	5.1	67
Guadalajara	32.4	16.8	5.2	54
Naptown	30.2	22.9	7.5	61
New Belgium	30.2	13.1	5.4	49
New Glarus	36.6	12.6	3.3	53
Newcastle	38.0	14.3	5.6	58
Ottawa	39.1	15.9	6.4	61
Rolling Rocks	35.8	17.8	5.0	59
Shiner	34.8	16.4	5.6	57
St Louis	20.2	13.3	3.0	37
Sudbury	41.4	17.3	5.9	65
Texas	34.4	19.2	5.2	59
Titletown	40.5	23.1	4.5	68
Toronto	20.6	17.7	4.2	43
Woodbury	32.4	14.1	6.7	53
AVERAGE	33.3	16.1	5.5	55

Now I present to you the WAR predicted 2014 standings:

IPA					Bock				
Team	W	L	%	GB	Team	W	L	%	GB
Titletown	94	68	0.580	0	Granite City	93	69	0.574	0
Newcastle	84	78	0.519	10	Ottawa	87	75	0.537	6
New Glarus	79	83	0.488	15	Rolling Rocks	85	77	0.525	8
Allegheny	74	88	0.457	20	Guadalajara	80	82	0.494	13
Edmonton	68	94	0.420	26	St Louis	63	99	0.389	30
Stout					Pilsner				
Team	W	L	%	GB	Team	W	L	%	GB
Bridgeport	91	71	0.562	0	Sudbury	91	71	0.562	0
Texas	85	77	0.525	6	Naptown	87	75	0.537	4
Shiner	83	79	0.512	8	Woodbury	79	83	0.488	12
Cincinnati	81	81	0.500	10	DC	72	90	0.444	19
New Belgium	75	87	0.463	16	Toronto	69	93	0.426	22

Playoff teams are highlighted. In the Ale, Titletown and Bridgeport lead their respective divisions, while Newcastle and Texas will fight to hold off Shiner, Cincy and possibly New Glarus. In the Lager, Granite City and Sudbury look to win their divisions with strong competition from wild card hopefuls Ottawa and Naptown. Chasing them for the wildcard will be Rolling Rocks and possibly Guadalajara and Woodbury.