

# *Beer League Baseball*



## *2015 Draft Report Card*

By Mike Jackson  
March 20, 2015

<b>INTRODUCTION.....</b>	<b>3</b>
<b>\$/WAR.....</b>	<b>5</b>
<b>TEAM DEPTH CHARTS.....</b>	<b>6</b>
<b>ALLEGHENY ANTEATERS.....</b>	<b>8</b>
<b>NEWCASTLE 24 HORSEMEN .....</b>	<b>10</b>
<b>NEW GLARUS SPOTTED COWS.....</b>	<b>12</b>
<b>PAYETTE OUTLAW IPAS.....</b>	<b>14</b>
<b>EDMONTON TRAPPERS .....</b>	<b>16</b>
<b>SHINER BOCK RAMS.....</b>	<b>19</b>
<b>FARGO WOODCHIPPERS .....</b>	<b>21</b>
<b>BRIDGEPORT BLUE HERON.....</b>	<b>23</b>
<b>TEXAS SNOW MONKEYS.....</b>	<b>25</b>
<b>CINCINNATI STEEL RESERVES .....</b>	<b>27</b>
<b>GRANITE CITY CHRONIC .....</b>	<b>30</b>
<b>GUADALAJARA CROWS .....</b>	<b>32</b>
<b>OTTAWA CORONA CONSERVATIVES.....</b>	<b>34</b>
<b>DAKOTA NIGHTSTALKERS.....</b>	<b>36</b>
<b>ROLLING ROCKS OF OLD LATROBE .....</b>	<b>38</b>
<b>DC SCULPIN.....</b>	<b>41</b>
<b>TORONTO BEAVERS .....</b>	<b>43</b>
<b>WOODBURY GOVERNERS .....</b>	<b>45</b>
<b>SUDBURY NORTHERN ALES .....</b>	<b>47</b>
<b>NAPTOWN RACERS .....</b>	<b>49</b>
<b>PREDICTIONS – 2014 REDUX:.....</b>	<b>51</b>
<b>PREDICTIONS – 2015 .....</b>	<b>54</b>

## Introduction

The eight annual Beer League Baseball draft took place on March 14, 2015. After about 3 hours of drafting (smoothest draft we've ever had!), and many, many beers (hopefully nobody ended the draft looking like this guy), the 19 attending owners finally had teams to call their own. After the last seven drafts I did a report card, grading everyone's picks, and I've decided to make it an annual thing, since I enjoy doing it and everyone seems to enjoy reading it.



What I've done is copied each team's draft results (for this year only) into the report card. Then I evaluate each team's draft based on a number of factors: Did this team overpay for anyone? Did they get good value picks? Did they make the right decision with the direction of their draft (ie attempt to contend vs rebuild)? Did they spend all their money (or did they seem to have good reason not to spend)? Did they apportion their money smartly (ie if a team with 2 good catchers spent 40 bucks on Lucroy or Martin that wouldn't make much sense). After I've discussed the draft, I came up with the best and worst values on the team. Finally, after all that, I assign a grade and summarize my overall thoughts on the team.

A few years back I developed a methodology to calculate the Wins Above Replacement (WAR) for each DLB **card**, and I've included each drafted player's WAR in the team summaries. I've tinkered with the formula a bit this offseason, and in the next section I will summarize some of the changes and what my WAR now captures (I'm not re-hashing the details of the calculations, as anyone that's interested can read the 2013 report card).

I should say that all these grades and team breakdowns are only my opinions. I didn't set out to do this to ruffle any feathers, or insult any owners, and if I do end up offending anybody with my grades, I apologize. I merely intend this to be a fun read, and something to get everyone psyched up for Opening Day.

After all the teams are complete, I've tried to make a prediction of every team's record this season, and just like last year I'm doing the predictions strictly based on the team depth charts and the card WARs. How did WAR do last year? I'll evaluate that at the end of the report card as I review last year's predicted standings vs the actual results!

With that said, I hope everyone enjoys this document and has a fun time reading it, and I welcome any complaints and arguments about my grades! Bring it on, and Play Ball!

## WAR: What is it good for?

As many of you no doubt know or can tell, I'm a bit of a stats nerd. Ok, remove the phrase "a bit of" from the previous sentence and it'll be more accurate. Anyway, because that's where my interest lies I'm big into reading baseball saber sites such as Fangraphs and baseball prospectus, and those sites tout their versions of Wins Above Replacement (WAR). The concept itself isn't difficult to understand: You add up all of the things that a baseball player does on the field that helps his team win games (such as fielding, hitting and baserunning for hitters, and run prevention for pitchers) and compare the number (in runs produced or runs prevented) to a theoretical "replacement" player.

I started wondering a few years ago if it would be possible figure out the runs saved due to each fielder's range/error ratings, and I was able to come up with an estimation for that. As mentioned in the introduction, last year ago I decided to try to expand upon my work with range/error ratings and take on the challenge of quantifying everything else required to figure out a DLB player's card WAR value. My WAR values take into account the following aspects of a player's card (new features from last year are noted):

### Position Players

- Ranges for each on base event on their card
- Ranges for each non-"normal" out, ie hard ground outs (which lead to double plays) and strikeouts
- Lead/steal ratings
- Baserunning
- Range/error ratings
- Arm rating
- Power rating
- Clutch rating
- Hit and run rating
- Catcher handling/passed ball ratings
- Durability rating
- Use rating

### Pitchers

- Ranges for each on base event on their card
- Ranges for each non-"normal" out, ie hard ground outs (which lead to double plays) and strikeouts
- Hold/lead adjustment ratings
- Pickoff rating
- Wild pitch rating
- Jam/on/off ratings
- Pitcher fielding ratings (*new*)
- Endurance
- Durability

- Use rating

For context below are tables outlining some of the average card WARs for each position, based on a sample of fulltime (ie not limited) players. For position players, I included a guy if he's carded at a position and not limited, even if that isn't his "best" position. This sample is meant to measure all of the possibilities for each position. For pitchers, a pitcher is classified as a starting pitcher if he's got an endurance rating of a starter and is not limited by the spot rating; if he has both starting and relief endurance ratings AND the spot rating, he's classified as a reliever. WARs are per 650 PA for position players, 220 IP for starters, and 70 IP for relievers:

	Position Players				
	ALL	TOP 30	TOP 10	Top Player	WAR
C	1.7	2.9	4.5	Lucroy/Mesoraco	6.0
1B	0.6	3.4	4.8	Paul Goldschmidt	6.6
2B	0.6	2.5	4.1	Josh Harrison	5.5
SS	0.6	2.2	3.8	Troy Tulowitzki	7.6
3B	0.8	2.9	4.6	Josh Harrison	5.9
LF	1.4	4.0	5.2	Starling Marte	5.9
CF	2.5	4.9	5.9	Mike Trout	7.5
RF	1.5	4.3	5.5	Giancarlo Stanton	7.9
DH	1.0	4.4	5.3	Andrew McCutchen	6.0
OVERALL	1.9	5.8	6.7	Giancarlo Stanton	7.9

PITCHING					
	ALL	Top 30	Top 100	Top Player	WAR
SP	2.8	4.8	3.7	Clayton Kershaw	7.1
RP	0.4	1.5	1.0	Joe Smith	2.1

As you can see from the above charts, the league averages vary by position, with CF for some reason having by far the highest WAR. One theory is that there are simply a lot of good CF right now and also their value on defense (a missed play is usually a double) means they grade out well. The overall average position player WAR is nearly 2, and if you read about WAR discussed on Fangraphs I believe they talk about 2.0 WAR being an average player so that seems to jive. As you can also see from the above chart, Giancarlo Stanton narrowly replaces Mike Trout as the top overall player this year.

## \$/WAR

Fangraphs quotes a guideline for a rough rule of thumb to determine if a free agent is overpaid, I think it's something like \$8 million per 1 WAR this offseason. This got me thinking if there was a way to calculate this for the BLB. Once I was finished entering all the teams into the depth charts, I balanced the number of wins in the entire league (ie a 20 team league playing 162 games each should have 1620 wins) to determine what a

theoretical 0 WAR (ie “replacement level”) team should win. This year (just like last year) that value is 26 wins.

I’ve assumed that 88 wins are required to make the playoffs (this varies of course but it’s my benchmark for this exercise) and given that each team has \$300 to spend for the salary cap,  $\$300/(88-26) = \$5/\text{WAR (rounded)}$ . In other words if you spend \$20 on a 5 WAR player, you got a good deal, but if you spend \$20 on a 1 WAR player you’ve overspent (at least for this year; this analysis doesn’t work on rebuilding teams of course as there are future considerations to factor in). I’ll be quoting the \$/WAR figure in the team reports but I won’t necessarily use it as gospel because as mentioned there are other factors besides a simple \$/WAR calculation to consider.

## Team Depth Charts

As mentioned this year I’m trying to estimate the standings using WAR and an estimation of playing time for each team. Some of you have sent in your projected lineups, etc and that was helpful and for those that didn’t I estimated as best I could what you would do for rotations, lineups, injury subs, etc. Note that the rosters are as of Friday, March 20<sup>th</sup> in the afternoon.

As a rule of thumb for C durability guys I assume 1 DL stint (so a C SP will get around 200 IP from me, less if he’s a C and likely to get pulled from games early, more if he’s an elite SP and thus will stay in games longer). F durability starters get a projection of 150 IP. I don’t worry too much about durability concerns for RP or DHs (F’s are the exception); for C position players I assume usually 50-70 lost PA; D’s and F’s I ballpark an even greater playing time reduction depending on position. Even A durability catchers I have assumed will be rested on occasion so the backup catcher for each team will, at minimum, receive 50-60 PA.

One other note is that closers and set up men pitch in important (ie high leverage) situations, and as such their WAR is multiplied by 1.5 to reflect the fact that their innings are more important than the average RP and have a greater impact on winning games.

*ALE LEAGUE*

*IPA DIVISION*

## Allegheny Anteaters

Hitters (assumed POS)		
<u>Name</u>	<u>\$</u>	<u>eWAR</u>
Miguel Cabrera (1B)	40	4.4
DJ LeMahieu (2B)	12	2.1
CJ Cron (1B)	1	1.4
JJ Hardy (SS)	17	2.1
JD Martinez (RF)	26	5.4
Peter Bourjos (CF)	6	3.4

Pitchers		
<u>Name</u>	<u>\$</u>	<u>eWAR</u>
Sean Doolittle	10	1.7
Hector Rondon	7	0.9
Brad Boxberger	8	1.4
Jesse Hahn	2	1.5

Owner: Peter Oh

Dollars left on table: \$8

2014 Draft Grade: A-

Peter is trying to contend this year, and it shows as he went after a few elite offensive cards as well as some nice RP. On offense, I think Peter reached quite a bit for Miguel Cabrera. The offensive card is nice but not quite to the levels of Miggy's peak, and of course he provides no value on defense. I would have been comfortable in the high 20's for Miggy but I wouldn't want any part of his (likely slow) decline years at \$40. JD Martinez was a nice get at \$26; I'm not optimistic he'll repeat his breakout year but it's a sweet card at that price. LeMahieu doesn't provide much with the bat but the A range alone makes him worth \$12. Hardy is bit of an overpay at \$17, and Bourjos is a nice defensive sub at \$6. Cron is a good sleeper/bench bat to get at only a buck.

On the pitching side, Doolittle has one of the better jam cards in the auction but of course he's currently hurt (and shoulder injuries are scary for pitchers) which kept his price down. Rondon's card is ok, not great, but he's Chicago's closer so he may end up being a nice pickup if he can get a jam next year. Boxberger has a ton of K's on the card and is a nice get at \$8, and Hahn at \$2 is a steal especially if he makes Oakland's rotation this year.

**Best Value: Hahn** at \$2

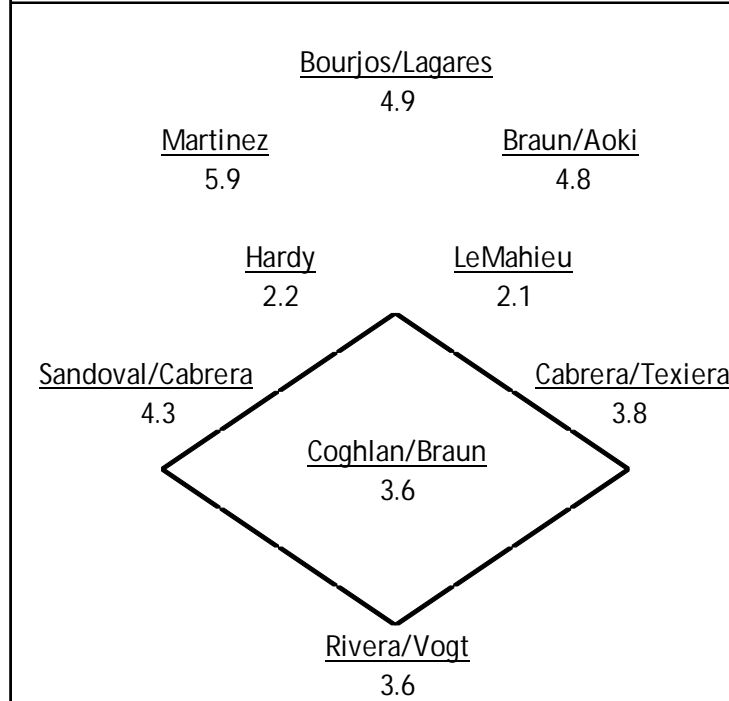
**Worst Value: Cabrera** at \$40

### The Verdict:

Peter had a pretty good auction all things considered. He added 2 nice bats (even if I think he overpaid for Miggy) and solidified his middle infield and back of the bullpen. All in all a fairly solid draft and worthy of an **B+**.



Team Depth Chart:

Allegheny Anteaters				
Team WAR: 61		Projected Record:		87 - 75
		Rotation	IP	WAR
		1 Cobb	200	4.4
		2 Wood	230	4.7
		3 Lynn	230	3.5
		4 Hughes	210	3.6
		5 Buchholz	120	1.1
		6 Hahn	80	1.4
		7		
		Bullpen	IP	WAR
		CL Doolittle	70	2.5
		SU Storen	70	1.5
		RP Boxberger	70	1.4
		RP Rondon	60	0.8
		RP Diekman	50	0.2
		RP Maurer	60	0.3
		RP		
		RP		

Allegheny is projected to finish 2<sup>nd</sup> in the crazy competitive IPA division. Peter's only real weaknesses are up the middle (where he's prioritized defense over offense) and the back ends of his rotation and bullpen. He has a solid OF and 1-4 in the rotation, and the 8th/9<sup>th</sup> innings are locked down with Doolittle and Storen.

## Newcastle 24 Horsemen

Hitters (assumed POS)		
Name	\$	eWAR
Billy Butler (1B)	2	0.3
Yangervis Solarte (2B)	4	0.6
Mike Moustakas (3B)	1	0.7
Sam Fuld (CF)	6	3.9

Owner: Ron Erdmann  
Dollars left on table: \$7  
2008 Draft Grade: B  
2009 Draft Grade: B+  
2010 Draft Grade: C+  
2011 Draft Grade: B  
2012 Draft Grade: B+  
2013 Draft Grade: A-  
2014 Draft Grade: A-

Pitchers		
Name	\$	eWAR
Jacob deGrom	29	3.5
Collin McHugh	35	4.8
Anthony Varvaro	1	1.0
Tony Sipp	3	1.7
Scott Atchison	1	1.1
Mike Morin	1	1.0
Justin De Fratus	1	0.9
Shane Greene	1	1.7

Ron's trying to build a contender this year, and this draft certainly helped. On offense, he picked up a lefty masher in Billy Butler on the cheap, a defensive sub at 3B in Moustakas, and a pretty nice defense/speed 4<sup>th</sup> OF card in Fuld at a reasonable price. He also picked up Solarte to man 2B, whom WAR doesn't love but at least didn't cost a lot. Nothing exciting on offense, but then Ron's offense was more or less set heading into the auction.

On the pitching side, Ron paid big for two starters that he hopes will not be buyouts this time next year. I like deGrom long term, and though WAR doesn't love his card this year I think Ron will be happy with it. WAR does love McHugh's card, as it had his card as the top SP card in the auction on a per inning basis. However, I think \$35 is more than I'd have spent on McHugh given that I think his 2014 was a fluke. Again though Ron's going for it this year so I get reaching for the card that you want. Ron built a hell of a bullpen on the cheap, as the WARs above show, not paying more than \$3 for any of them and getting above average cards.

**Best Value: Sipp** for \$3.

**Worst Value: McHugh** for \$35 by default (though I like the card).

### The Verdict:

Ron grabbed some nice bench players on offense, and some nice rotation pieces in deGrom/McHugh. He also built a solid bullpen on the cheap, not spending more than \$3 on any of them. My only quibbles with his auction are the plan to start Solarte at 2B, and the price paid for McHugh (from a long term point of view only) All in all it was another good draft for Ron and I'll give him an **A-**.



## New Glarus Spotted Cows

Hitters (assumed POS)		
<u>Name</u>	<u>\$</u>	<u>eWAR</u>
Clint Barmes (SS)	1	0.3
David Freese (3B)	5	0.9

Pitchers		
<u>Name</u>	<u>\$</u>	<u>eWAR</u>
Jake Arrieta	32	4.2
Ervin Santana	18	2.8

Owner: Dan Trueden  
Dollars left on table: \$13  
2010 Draft Grade: C+  
2011 Draft Grade: B  
2012 Draft Grade: B+  
2013 Draft Grade: B+  
2014 Draft Grade: B+

I like Dan, we have some good chats about BLB and baseball stuff in general, so I hope he doesn't take this personally: I did not like his draft. Barmes is a minors type player; I know SS is thin but he's pretty much a replacement guy. Freese at \$5 is ok I guess but not really the type of player a re-tooling team should be targeting. On the pitching side, I think Arrieta has a better than average chance of repeating his success so I don't mind him at \$32 (don't love it either). But Ervin Santana, despite the jam, isn't the best use of \$18 bucks in my opinion.

So in addition to the comments on the players specifically, I don't like the plan that Dan had for the auction. He knew (or should have known) that both Ron and I were going for it and that Peter had a ton of dough to blow. He should have followed Craig's lead and re-tooled for 2016 rather than attempting to finish in the middle of the pack. With the dollars and roster spots spent on Santana, Barmes and Freese (plus the \$13 left on the table) he could have been in on young/high upside guys like Aaron Sanchez, Matt Harvey, Mookie Betts, etc etc for example.

**Best Value:** Arrieta for \$32.  
**Worst Value:** Barmes for \$1.

### The Verdict:

As described above, I didn't like Dan's auction for reasons of strategy and particular players accepted, so I'll give him a grade of **C**. Sorry Dan, hope we can still be friends!



## Payette Outlaw IPAs

Hitters (assumed POS)		
<u>Name</u>	<u>\$</u>	<u>eWAR</u>
Yasmani Grandal (C)	5	0.8
Jonathan Schoop	5	1.0
Chris Owings	4	2.2
Joc Pederson	10	0.1
Desmond Jennings	14	2.5
Michael Taylor	3	0.2

Pitchers		
<u>Name</u>	<u>\$</u>	<u>eWAR</u>
Andrew Cashner	12	3.1
Matt Harvey	14	n/a
Taijuan Walker	6	0.3

Owner: Craig Paprocki  
Dollars left on table: \$4  
2008 Draft Grade: B+  
2009 Draft Grade: C+  
2010 Draft Grade: B  
2011 Draft Grade: B-  
2012 Draft Grade: A-  
2013 Draft Grade: A  
2014 Draft Grade: A

This year Craig is (smartly) re-tooling after a run last year, and he chose to spread his cash around on some high upside/bounceback talents. The Grandal pick is solid; he's young (26) and can hit, though I doubt he'll ever provide defensive value. Schoop is interesting in that he's a good defensive 2B with pop, but he had a horrible time getting on base this year and is competing in camp with Everth Cabrera. If he wins the job outright, he could be a nice sleeper for the \$5. Owings is 23 years old and projects to be above average, so I like this pick a lot. Pederson should be the starting CF for the Dodgers, and although \$10 isn't cheap it's reasonable given the upside and path to playing time. Ditto for Michael Taylor who should get at bats with Span's injury. Once upon a time I was a big Desmond Jennings fan, but he let me down in the other league before I dealt him away in frustration and a few years later he still hasn't tapped his earlier potential. Now he's nearly exiting his prime, so for me personally I'm not a fan of the buy here. The other comment I'll make is that I don't know why Craig targeted so many OF given he has a star outfield already of Giancarlo, Harper and Yelich. I guess there's trades and there's no such thing as too many good players, but it just struck me as a bit of an odd allocation of resources.

On the pitching side, Cashner at \$12 is fine, if he's healthy he'll be worth it next year. Either (or both) of Harvey at \$14 and Walker at \$6 have the potential to be one of the steals of the draft as both are throwing very well this spring.

**Best Value: Harvey** for \$14

**Worst Value: Jennings** at \$14

### The Verdict:

I like Craig's auction a fair amount. The only quibbles I'd have would be the Jennings pick and the glut of OF drafted. I won't give him his third straight A in a row, but the grade of **A-** will make it 4 years running that his score starts with the letter "A".

### Team Depth Chart:

Payette Outlaw IPAs						
Team WAR: 58		Projected Record:		84 - 78		
<div><div><div><div><div>Jennings 2.8</div><div>Yelich/Harper 5.8</div><div>Stanton 8.6</div><div>Simmons 2.0</div><div>Schoop 1.0</div><div>Machado/Asche 2.9</div><div>Rizzo 5.5</div><div>Harper/Grandall/Castillo 2.7</div><div>Mesoraco/Castillo 5.8</div></div></div></div></div>			Rotation		IP	WAR
			1	Scherzer	250	4.2
			2	Cashner	150	2.9
			3	Archer	220	3.2
			4	Miller	210	3.4
			5	Odorizzi	190	3.2
			6	Anderson	30	0.4
			7			
			Bullpen		IP	WAR
			CL	Gregerson	70	1.0
			SU	Farquhar	70	1.5
			RP	Stammen	80	0.4
			RP	MIINORS	60	0.4
			RP	MINORS	50	0.2
			RP	MINORS	40	0.1
			RP	Walker	30	0.4
			RP			

To me, this was the biggest surprise I had in doing the depth charts: By WAR, Craig's Outlaws are a borderline playoff contender. I'll be curious to hear Craig's reaction to this, and whether or not he considered trying to compete this year (Peter, Ron, and I thank you for not doing so!), but anyway it isn't hard to see why WAR likes this team so much as he's got star contributions from Yelich, Harper, Stanton, Rizzo, and Mesoraco on offense and a solid rotation anchored by Scherzer. The bullpen is the only weakness on this team, as well as perhaps up the middle.

## Edmonton Trappers

Hitters (assumed POS)		
<u>Name</u>	<u>\$</u>	<u>eWAR</u>
Jonathan Lucroy (C)	42	6.0
Steve Tolleson (3B)	1	-1.2
Travis Snider (RF)	1	2.1

Pitchers		
<u>Name</u>	<u>\$</u>	<u>eWAR</u>
Marcus Stroman	10	3.4
RA Dickey	13	4.4
Joaquin Benoit	15	1.7

Owner: Mike Jackson  
Dollars left on table: \$24  
2008 Draft Grade: A-  
2009 Draft Grade: B+  
2010 Draft Grade: C  
2011 Draft Grade: B  
2012 Draft Grade: B+  
2013 Draft Grade: A-  
2014 Draft Grade: A-

So, I came into the auction with a dream of landing both McCutchen and Lucroy, but I absolutely positively had to have Lucroy. I figured he'd go in the mid/upper 30's, but I was prepared to go to \$40. Then Happytime bid \$41 and I had to go to \$42; however, I would not have gone \$44. Anyway, I wanted Lucroy over Russell Martin since his card is slightly better, he's an A durability (always huge at catcher) and he has the hit and run rating. Martin's -2 is nice but the holds on my roster are all ok so that wasn't as big a priority. Seeing what Martin (and Kurt Suzuki) ended up going for later, the argument could be made that I overpaid and I won't dispute that but I'm still happy to have landed Lucroy. After that my needs on offense were platoons for 3B and maybe RF, and I landed a nice limited platoon card in Tolleson to spell Seager at 3B. Snider will take some of Heyward's AB away vs LHP (though he is quite limited) and is a nice sleeper pick this year in Baltimore too.

On the pitching side, I had wanted to nab an ace type to slide Porcello to the bullpen as a long RP. I had targeted several names such as McHugh, Carrasco, Greinke, and Arrieta but at the time didn't like where the bidding was going. That may have been a mistake in hindsight given how much money I left on the table, but regardless I was thrilled to land Dickey for only \$13. He's a jam/30, good hold, only issue (and it's a decent sized one given my home park) being a big DD range vs RHB. The other two guys I added will solidify the bullpen in Marcus Stroman and Joaquin Benoit. I had wanted to get in on the elite long relievers Ken Giles or Dellin Betances but dropped out; I also wanted Chapman but had wanted him at less than \$20. Anyway, Stroman at \$10 is solid value I think for the card this year and the potential he offers in year 3 (and beyond) of the contract, while Benoit I believe I reached for a bit but he was the last elite right handed RP on the board and I knew I'd be leaving a lot of money on the table at that point anyway.

**Best Value: Dickey** for \$13.

**Worst Value: Benoit** for \$15





*ALE LEAGUE*

*STOUTS DIVISION*

## Shiner Bock Rams

Hitters (assumed POS)		
<u>Name</u>	<u>\$</u>	<u>eWAR</u>
Justin Turner (3B)	10	2.5
Brock Holt (RF)	12	2.7
Danny Santana (SS)	17	4.7
Angel Pagan (CF)	8	3.3
David Peralta (RF)	3	1.8

Pitchers		
<u>Name</u>	<u>\$</u>	<u>eWAR</u>
Aroldis Chapman	21	1.4
Matt Shoemaker	35	4.5

Owner: Brad Pike  
Dollars left on table: \$23  
2008 Draft Grade: C+  
2009 Draft Grade: C-  
2010 Draft Grade: B+  
2011 Draft Grade: B  
2012 Draft Grade: A-  
2013 Draft Grade: B-  
2014 Draft Grade: B

Brad clearly went into the auction with the goal of competing this year, as many of his picks are players of the “one year wonder” type. Turner has a nice little limited card and I don’t mind the \$10 price tag (I actually wished I had gone to \$11 myself). Holt at \$12 I’m not a big fan of though, as I think the card is solid if you got him for half that, but overrated otherwise, not to mention the fact that his solid 2014 stats are on the strength of a fluky good start. Santana is another fluke type as his BABIP from last year exceed .400 I believe; that said, \$17 for nearly 5 WAR for a SS is a solid buy if all you care about is winning this season. Pagan and Peralta are ok buys for the prices Brad paid, though I wonder why he targeted them given his own admission to having too many OF.

I really wanted Chapman for the same reason Brad did: Look at all those K’s!!! Still I couldn’t justify going to \$22. All that said, while I think Brad overpaid a bit for Chapman, he’s still young enough and steady enough that this isn’t the same as paying for a one year jam RP type. Chapman is a good bet to return value in years 2 and 3 of this deal. Shoemaker was overpaid a bit here; the card is nice but I feel he’s a one year guy.

**Best Value: Turner** for \$10.

**Worst Value: Shoemaker** for \$35

### The Verdict:

Brad’s draft leaned heavily on good cards over any long term value. He got some real nice cards in Turner, Santana and Shoemaker, and landed a top relief ace in Chapman. However he paid some hefty prices for the one year type players, and drafted a few OF when his team already has too many. He also left a lot of money on the table (\$23). Overall not a bad draft, and worthy of a **B**.



## Fargo WoodChippers

Hitters (assumed POS)		
<u>Name</u>	<u>\$</u>	<u>eWAR</u>
Javier Baez (SS)	3	-0.2
George Springer (CF)	26	1.8
Rusney Castillo (CF)	4	0.5

Pitchers		
<u>Name</u>	<u>\$</u>	<u>eWAR</u>
Dellin Betances	19	1.7
Jose Fernandez	9	0.9
Ken Giles	15	2.0

Owner: Adrian Paredes

Dollars left on table: \$3

2012 Draft Grade: A (Adrian drafted for Buneta)

2013 Draft Grade: B+ (Adrian drafted for Feig)

Adrian's first auction as a BLB owner (he's subbed twice for others) was an interesting one. He was clearly going for some upside talent, but also spent big on arguably the two best long RP in the draft. Baez and Castillo both have question marks (Baez strikes out a ton, while Castillo doesn't have a lot of pro experience and is in competition for playing time) but at those prices they are nice investments. Springer, I like, but I feel like the bidding got out of hand a bit. Big power but like any young guy, big risk too.

Despite the high costs, I actually like both the Betances and Giles signings. Betances will likely be the Yankees closer so he's got a shot at a few jam seasons in the future, and Giles is behind Papelbon for the moment but would be the first candidate if Paps is dealt. Having those two in Adrian's bullpen available to work 2+ innings each will help turn every close game into a 5 or 6 inning affair. Fernandez at \$9 I'm good with too; he'll be back this year and barring any setbacks, I could see him having a similar card to Pineda this year (F durability but great card).

**Best Value: Giles** for \$15

**Worst Value: Springer** for \$26.

### The Verdict:

I'll give Adrian a grade of **A-** for this draft. He picked up some nice, high upside talent while still filling a need on his team (long RP) with two of the best cards available. Only a minor knock for the price on George Springer and the riskiness of his upside plays, but if even half of those guys meet their potential Adrian will have to be happy.



## Bridgeport Blue Heron

Hitters (assumed POS)		
<u>Name</u>	<u>\$</u>	<u>eWAR</u>
Tuffy Gosewisch (C)	6	1.7
Prince Fielder (1B)	3	-0.2
Charlie Culberson (SS)	1	0.0
Tommy Medica (1B)	1	1.8
Pedro Alvarez (3B)	1	1.9
Conor Gillaspie (3B)	3	1.0
Chris Denorfia (RF)	1	1.5
Aaron Hicks (CF)	1	0.9

Pitchers		
<u>Name</u>	<u>\$</u>	<u>eWAR</u>
Tom Wilhelmsen	2	1.5
Zach Putnam	2	1.0

Owner: Chris Schenk  
Dollars left on table: \$0  
2013 Draft Grade: B  
2014 Draft Grade: B

Chris didn't have a lot of money to spend in the auction, and a lot of roster spots, so he knew he wasn't going to be in on the big name guys. So he had to wait for value picks, and I think he did a fine job of that. Gosewisch was his highest salaried purchase, and he's a solid backup catcher at \$6 (and with the chance to be Arizona's starting catcher this year). Fielder is a bounceback play, and while I'm not a fan of Fielder's chances, \$3 is an ok amount to try to see if something is there. Culberson's WAR of 0 means his offense drags him down to replacement level, but he's a nice utility piece to have at a buck. Medica and Alvarez have solid cards, and Alvarez could be a bounce back pick too if he can win the 1B job for Pittsburgh this spring. Gillaspie has bad defense but hits RHP well enough. Denorfia is an ok 4<sup>th</sup> OF, and so is Hicks (though he's limited) and Hicks has some upside as well.

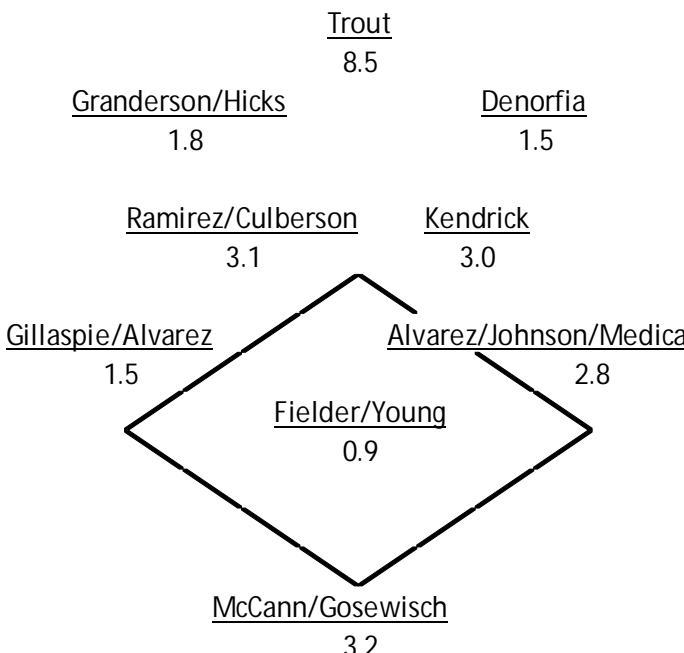
Wilhelmsen has a real nice card, if you can pair him with a minus armed catcher (which Chris has, thanks to Tuffy) in the late innings. Putnam's card is solid as well.

**Best Value: Wilhelmsen** for \$2  
**Worst Value: Fielder** for \$3.

### The Verdict:

It's really tough to evaluate auctions where the team didn't have a lot of money to spend on their roster spots, but I think Chris did well with what he had. Gosewisch gives him options with the -2 arm, and the bench players/bounceback guys he drafted are all solid. Plus, I love the Wilhelmsen pick as he's got the minus armed catcher to pair with him. I'll give him a grade of **B+**.

Team Depth Chart:

Bridgeport Blue Heron			
Team WAR: 51		Projected Record:	77 - 85
		Rotation	IP WAR
		1 Teheran	250 5.1
		2 Zimmermann	230 4.7
		3 Feldman	190 2.3
		4 Locke	170 2.1
		5 Nuno	170 1.6
		6 Petit	50 0.9
		7	
		Bullpen	IP WAR
		CL Kimbrel	70 2.1
		SU Casilla	70 2.5
		RP Howell	50 0.7
		RP Otero	70 0.8
		RP Putnam	60 0.8
		RP Wilhelmser	70 1.2
		RP	
		RP	

I took my best guess at Schenk's platoons as he didn't provide a breakdown, but even if I'm off a bit this is not a playoff team. Trout will win him some games single handedly but he's got some weaknesses in the OF corners and at 3<sup>rd</sup> base. His rotation is anchored by Teheran and Zimmermann but things drop off after that; similarly the bullpen is led by Kimbrel and Casilla but there's a drop off after that.



## Texas Snow Monkeys

Hitters (assumed POS)		
<u>Name</u>	<u>\$</u>	<u>eWAR</u>
Tim Federowicz (C)	1	0.2
Josh Phegley (C)	1	n/a
Kennys Vargas (1B)	7	0.2
Jon Singleton (1B)	1	0.0
Mookie Betts (CF)	12	1.8
Eduardo Escobar (SS)	14	1.7
Joe Panik (2B)	1	0.7
Nelson Cruz (LF)	21	4.5
Steven Souza (RF)	3	0.0

Pitchers		
<u>Name</u>	<u>\$</u>	<u>eWAR</u>
Michael Pineda	18	3.7
Carlos Carrasco	31	4.8
Homer Bailey	9	1.9
Chris Hatcher	1	0.9

Owner: Jon Barnes  
Dollars left on table: \$2  
2008 Draft Grade: B-  
2009 Draft Grade: B  
2010 Draft Grade: A-  
2011 Draft Grade: A-  
2012 Draft Grade: N/A (computer draft)  
2013 Draft Grade: A-  
2014 Draft Grade: B+

Jon picks indicate to me that he appears to be using 2015 as a re-tooling season, as most of his picks were guys with more future value than present value. Federowicz has the -2 arm but not much else going for him, and he's hurt, while Phegley is uncarded but should make Oakland this year as a backup catcher. Vargas is an interesting sleeper, no defensive value but the dude has power. Singleton is still young but he might be fighting for at bats in Houston, still a solid \$1 pick. I love the Betts pick as I think he'll be a star, and real good right away too. I wish I had gone higher on him, and I expected him to go for more than \$12. I don't get the Escobar pick at all though, I don't think he's got a ton of future value and the card is a platoon one at best. Panik looks to be the starting 2B for the Giants and a nice pick at a buck. Given that power is at a premium, I figured Cruz would go for more than \$21 so that's a nice deal there to pick up that card (WAR thinks he got a good deal) though I do think he'll be a buyout for someone next year. Souza should start in Tampa and is another nice, cheap sleeper picked up by Jon.

I like the Pineda (one of the top cards in the auction on a per inning basis) and Carrasco (ditto) picks at the prices paid, given that I think both will have nice years and both have nice cards that can be dealt if they struggle in 2015. Bailey is hurt already (though he should be back in April, you never know) and I'm not a huge fan of him to begin with.

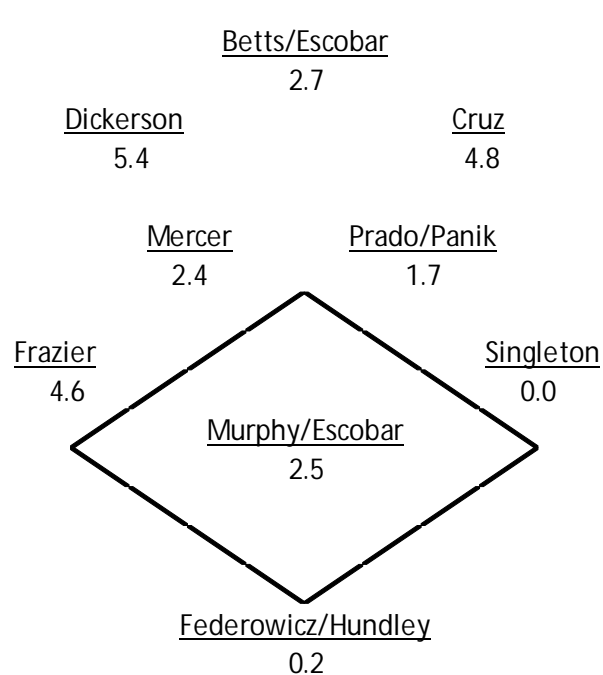
**Best Value: Betts** for \$12

**Worst Value: Escobar** for \$14.

### The Verdict:

Jon had a real nice auction, picking up a number of young, sleeper talents on the cheap while also investing in some nice cards that can be dealt mid-season if that's the direction he wants to go in. I didn't like the Escobar contract and am kinda "meh" on Bailey, but overall I'll give him a good grade of **A-**.

### Team Depth Chart:

Texas Snow Monkeys					
Team WAR: 45	Projected Record:	71 - 91			
		Rotation	IP	WAR	
		1	Iwakuma	230	5.2
		2	Pineda	160	3.9
		3	Carrasco	220	5.0
		4	Bailey	150	1.8
		5	Cain	150	1.9
		6	McAllister	100	0.4
		7			
		Bullpen		IP	WAR
		CL	Hatcher	70	1.0
		SU	Maness	80	0.9
		RP	Cingrani	80	-0.1
		RP	MINORS	70	0.4
		RP	MINORS	70	0.3
		RP	MINORS	70	0.3
		RP			
RP					

Barnes isn't trying to compete this year, which is good since WAR projects him to finish 4<sup>th</sup> in the Stout. He's good at the OF corners and at 3<sup>rd</sup> base but is trotting out replacement level talent at 1B and behind the plate. Iwakuma, Pineda (when healthy) and Carrasco will win him some games but a mediocre back of the rotation and bullpen will prevent him from rising up the standings.

## Cincinnati Steel Reserves

Hitters (assumed POS)		
<u>Name</u>	<u>\$</u>	<u>eWAR</u>
Miguel Montero (C)	10	2.0
Joey Votto (1B)	19	2.5
David Wright (3B)	12	2.3
Carlos Gonzalez (LF)	9	1.6
Colby Rasmus (CF)	1	2.6

Pitchers		
<u>Name</u>	<u>\$</u>	<u>eWAR</u>
Tyler Clippard	6	1.3
Jose Quintana	9	3.3
Fernando Rodney	4	0.7
Vance Worley	10	2.8
Mark Buehrle	10	2.6

Owner: Jon Buneta

Dollars left on table: \$0

2008 Draft Grade (for Buneta): A- (was computer drafted)

2013 Draft Grade: B+

2014 Draft Grade: A

Jon is looking towards 2016 with this draft, and he picked up some nice bounce back talent on offense. Montero is solid at \$10; not a bargain but not an overpay either. Votto is fairly likely to bounce back this year I think, though there is some risk that his leg injuries will speed up his decline phase. I think \$19 is again not a bargain, but a solid price that weights the risks against the upside. Wright is 32 now but he's only a few years removed from back to back seasons of 6 or more WAR (Fangraphs) so I like the selection here at \$12 to see if he can rebound to even a 4 WAR player (which would make the contract a bargain). Most of the projections have CarGo putting up very good numbers this year so if he stays healthy (big IF), \$9 will be a bargain. Rasmus at \$1 is solid too though I'm not a big Rasmus fan personally.

On the pitching side, Tyler Clippard has had a track record of being a good RP for years and now I'd imagine he'll start the season as the A's closer. Quintana has long been underrated, so I should have figured when I nominated him that he wouldn't go for as much as I'd have thought as Jon ended up with a bit of a bargain there. Rodney has the JAM but WAR thinks the card is otherwise overrated, but \$4 isn't too high of an investment. Not a big fan of Jon's veteran \$10 starters, Worley/Buehrle. Worley doesn't have much of a track record and the card is good but not great, and Buehrle has long struggled to do well in DLB due to his struggles against RHP and deep drives. The jam will help this year but I can't see him returning value for Jon next year unless he can shop him at the deadline to a pitching starved contender.

**Best Value: Gonzalez** for \$9.

**Worst Value: Worley** for \$10

### The Verdict:

Jon's draft was pretty solid. He got some nice bounceback pieces on offense in Votto, Wright and CarGo, and added some upside on the pitching staff too. I wasn't a fan of Worley/Buehrle but I'll still go ahead and award an above average grade of **B+**.

### Team Depth Chart:

Cincinnati Steel Reserves			
Team WAR: 39	Projected Record:	65 - 97	
<p>Gentry/Rasmus 2.7</p> <p>Crawford/Beltran 2.8</p> <p>Barnes 3.4</p> <p>Ramirez 1.7</p> <p>Kipnis/Pennington 1.2</p> <p>Wright 2.5</p> <p>Belt/Beltran 2.6</p> <p>Votto/Rasmus 2.5</p> <p>Montero/Norris 3.4</p>	Rotation	IP	WAR
	1 Buehrle	220	2.5
	2 McCarthy	200	2.1
	3 Quintana	220	3.1
	4 Worley	210	2.8
	5 Verlander	220	1.4
	6		
	7		
	Bullpen	IP	WAR
	CL Rodney	70	1.0
	SU Clippard	70	2.0
	RP Furbush	60	0.3
	RP Matusz	50	0.0
	RP Walden	70	0.5
	RP Familia	60	0.5
	RP		
	RP		

Buneta's Steel Reserves clock in with the worst forecasted record at only 65 wins. The rotation and position players are all on the whole below average and the bullpen isn't much better (though he has solid 8<sup>th</sup>/9<sup>th</sup> inning guys).

*LAGER LEAGUE*

*BOCK DIVISION*

## Granite City Chronic

Hitters (assumed POS)		
<u>Name</u>	<u>\$</u>	<u>eWAR</u>
Jason Castro (C)	1	0.4
Maikel Franco (3B)	1	-0.8
Rougned Odor (2B)	9	1.0
Jed Lowrie (SS)	8	0.0

Owner: Ron Wright  
Dollars left on table: \$0  
2008 Draft Grade: B+  
2009 Draft Grade: A-  
2010 Draft Grade: A  
2011 Draft Grade: B+  
2012 Draft Grade: A-  
2013 Draft Grade: B-  
2014 Draft Grade: B

Pitchers		
<u>Name</u>	<u>\$</u>	<u>eWAR</u>
Mike Fiers	8	2.2
Odrisamer Despaigne	8	2.9
Nathan Eovaldi	10	2.2
Drew Hutchison	12	2.3
Neil Ramirez	1	0.7
Drew Pomeranz	1	2.5
Jared Hughes	1	1.3
Jumbo Diaz	1	0.8

Ron is in rebuilding mode this year, and didn't have a ton of cash, so he was looking for upside plays on the cheap. On offense, he grabbed a real nice sleeper catcher in Jason Castro, who is still only 27 years old and a year removed from putting up a 4+ WAR season (Fangraphs). I can't believe he only went for a buck. Franco may start the year in the minors, but he is a top 100 prospect so for only a dollar he could be a nice steal. Odor is another nice pick, only 21 years old and coming off a solid year with the bat, he should return nice value for the \$9 spent. Lowrie is the only pick so far I'm not crazy about; he's got some upside but seems to always be hurt (2013 is the only year he's played more than 140 games). Not an overpay or anything, just not a steal either.

Fiers had the top SP card in the auction on a per inning basis, though the 40% limits his WAR. But Ron's plan to hold on to him for a deadline deal is smart as he's fulltime and contenders won't mind an \$8 buyout next year (assuming Fiers doesn't repeat; if he does, Ron's got a steal). Despaigne has a solid card though I'm not sold on his odds of repeating, though you never know with Padres pitchers. Eovaldi is considered a sleeper by many due to his velocity, but he's moving to a tougher league and park and I just am not as big a fan as some. I'd like this pick if it were a few bucks but \$10 is a bit much. Hutchison on the other hand I can get on board with, as he made strides last year in the 2<sup>nd</sup> half with his slider and is primed for a big year another year removed from tommy john. Of the \$1 guys, Hughes has the best card and Ramirez the most upside in Chicago's bullpen; Pomeranz could be a sleeper in Oakland's rotation too. Solid picks all of them though.

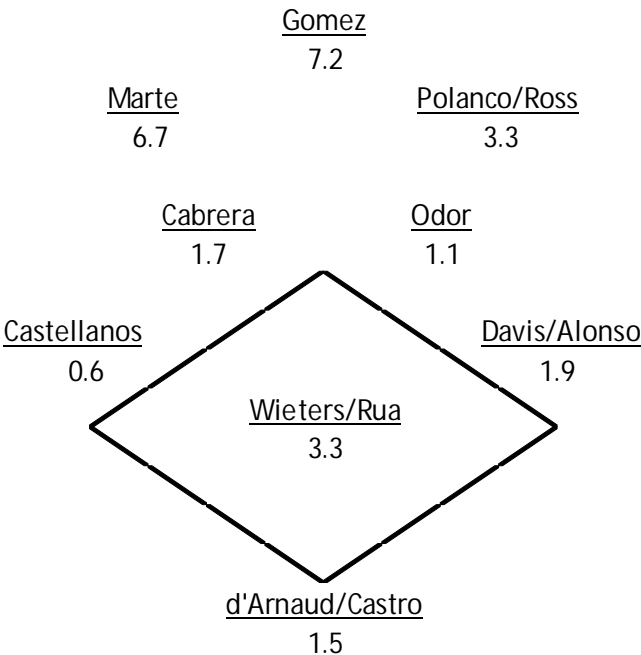
**Best Value:** Castro for \$1.

**Worst Value:** Eovaldi for \$10.

### The Verdict:

Ron did very well in the auction grabbing sleepers and high upside talent within his budget limitations. I liked most of his picks on offense, particularly Odor and Castro, and though pitching was a bit of a mixed bag he did enough to earn a grade of **A-**.

### Team Depth Chart:

Granite City Chronic						
Team WAR: 48		Projected Record:		74 - 88		
 <p>The diagram shows a diamond-shaped infield with WAR values for each position: Catcher (Gomez, 7.2), First Base (Marte, 6.7), Second Base (Polanco/Ross, 3.3), Third Base (Cabrera, 1.7), Shortstop (Odor, 1.1), Left Field (Castellanos, 0.6), Right Field (Davis/Alonso, 1.9), Center Field (Wieters/Rua, 3.3), and Outfield (d'Arnaud/Castro, 1.5).</p>			Rotation		IP	WAR
			1	Ventura	220	3.8
			2	Collmenter	210	3.3
			3	Despaigne	210	2.9
			4	Hutchison	200	2.2
			5	Eovaldi	150	1.5
			6	Fiers	80	2.1
			7			
			Bullpen		IP	WAR
			CL	Hughes	70	1.5
			SU	Ramirez	70	1.1
			RP	Diaz	70	0.8
			RP	Grimm	70	0.6
			RP	House	50	0.3
			RP	Pomeranz	50	0.6
			RP			
			RP			

Ron's team is projected to finish last in the Bock, dragged down by his entire infield (ouch). Marte and Gomez are two of the best at their positions but it won't be enough. His rotation is decent as is his bullpen.

## Guadalajara Crows

Hitters (assumed POS)		
<u>Name</u>	<u>\$</u>	<u>eWAR</u>
Kurt Suzuki (C)	18	3.1
Victor Martinez (1B)	38	4.7
Daniel Nava (LF)	6	1.8
Caleb Joseph (C)	6	2.2
Danny Espinosa (2B)	3	2.0
Josh Rutledge (SS)	1	0.8
Miguel Rojas (SS)	1	0.3
Jose Ramirez (SS)	1	1.1
Evan Longoria (3B)	18	2.7
Ichiro Suzuki (RF)	2	2.4
Jonny Gomes (RF)	1	-1.1

Pitchers		
<u>Name</u>	<u>\$</u>	<u>eWAR</u>
Zack Greinke	37	5.0
Andrew Miller	8	1.7
Edinson Volquez	11	3.1
Cory Rasmus	4	1.4

Owner: Domingo Cruz  
Dollars left on table: \$5  
2012 Draft Grade: B  
2013 Draft Grade: B+  
2014 Draft Grade: B+

Domingo had a ton of spots to fill and a ton of cash, and there is a higher degree of difficulty in that situation since you need to be in on nearly every player so you need to be far more prepared than teams with only a few needs. Plus, the risk of overpaying (just to spend your money) is greater; so let's see how Domingo did. Given all his picks, I won't be analyzing them in great detail for space reasons, but I will say that I liked most of his pickups on offense. Suzuki has a solid catcher card (and the hit and run) for a solid price (given what other catchers went for) and Joseph is a nice backup on the cheap. V-MART will likely be a buyout next year and I think Dom reached a bit for the card, but there's no doubt he's one of the top hitting cards in the deck. Longoria is coming off a down year, yet he still produced an above average season and is still young enough to return to a 5-6 WAR type season. I'm a big fan of the signing for only \$18.

Greinke at \$37 is solid given what other, less proven and less valuable cards were going for. Miller for \$8 is a steal given what other RP went for later in the draft; I don't know if it was due to the timing of when he was nominated or the fact that he's left handed, but I figured he'd go into the low teens given that card and the outside chance he is the Yankees closer (Betances is the front runner but if he falters, Miller would be next in line). I'm not a big fan of Volquez but I can't deny that getting his card for \$11 is solid. Rasmus has a nice long card and has the spot rating which adds to the flexibility.

**Best Value: Longoria** for \$18 and **Miller** for \$8 (tie)  
**Worst Value: Martinez** for \$38.





## Ottawa Corona Conservatives

Hitters (assumed POS)		
<u>Name</u>	<u>\$</u>	<u>eWAR</u>
Tyler Flowers (C)	4	2.5
Jose Lobaton (C)	1	1.2
Justin Smoak (1B)	1	-0.3
Will Middlebrooks (3B)	1	-1.7
Arismendy Alcantara (2B)	1	1.0

Pitchers		
<u>Name</u>	<u>\$</u>	<u>eWAR</u>
Zach Britton	16	1.7
CC Sabathia	1	-0.1
Clay Buchholz	1	1.8

Owner: Glen Donald  
Dollars left on table: \$0  
2013 Draft Grade: A  
2014 Draft Grade: B

Glen gets nice value from the selection of Tyler Flowers, as the card for this year is about average but I like his potential for future value as well given his strong 2<sup>nd</sup> half. Lobaton is a serviceable backup for a buck. Alcantara should be a super sub for the Cubs this year so I like the pickup for Glen. Not a big fan of the Smoak/Middlebrooks picks; they are only a buck each but I personally don't regard them highly as sleepers (I like Smoak better of the two though I think he's had plenty of MLB at bats that show he is who he is. I'd expect EE to be at 1B and Navarro to be at DH in Toronto before long).

Glen's biggest investment was his closer, Zach Britton, and \$16 is decent given what other RP were being paid. Like his \$1 sleepers on offense, I'm kind of "meh" on Buchholz and Sabathia having big years in 2015; I've always felt Buchholz is overrated and Sabathia's health/weight/left handedness concern me.

**Best Value: Flowers** for \$4.  
**Worst Value: Middlebrooks** for \$1

### The Verdict:

I really like the picks of Flowers and Alcantara and am ok with the Britton deal too. My grade of C+ really just boils down to my opinion of the guys Glen picked as \$1 bounceback guys; if I'm wrong then Glen will be happy with the deals, but I think there were better late auction bargains to be had.



## Dakota Nightstalkers

Hitters (assumed POS)		
<u>Name</u>	<u>\$</u>	<u>eWAR</u>
Mark Trumbo (LF)	6	1.5
Ryan Zimmerman (3B)	7	2.3
Michael Morse (1B)	5	2.6
Ian Desmond (SS)	15	3.0
Dustin Ackley (LF)	4	2.4
Coco Crisp (CF)	2	0.8

Pitchers		
<u>Name</u>	<u>\$</u>	<u>eWAR</u>
Cole Hamels	33	4.1
Tony Watson	3	1.1

Owner: Stephen Hall  
Dollars left on table: \$9

Stephen's first auction with us was a bit of a mixed bag. Despite the clutch, Trumbo does not have a good card, and although \$6 hardly breaks the bank I'm not confident he'll have a good 2015 in MLB. Zimmerman is coming off of a bad/injured year and is 30, but I think he can rebound enough with the bat that \$7 is a nice price for him. Morse has a nice power card but his poor defense and OBP limits his value; still, \$5 is a solid price for the power. Desmond at \$15 is a minor bargain given how shallow SS is and how good he's been over the past 3 seasons. Ackley and Crisp are two OF sleepers; I'm more optimistic about Crisp bouncing back than Ackley breaking out, but Ackley did have the nice 2<sup>nd</sup> half last year and at the prices paid both are solid gambles.

Hamels is one of the top lefties in the game, and consistent (he's had Fangraph WARs between 3.5 and 4.6 every year since 2007!); however, I think \$33 is a bit of an overpay given the whole "DLB hates lefties" factor and Hamels' advancing age and injury risk. Watson is a nice bullpen arm to snag for \$3.

**Best Value: Desmond** for \$15.

**Worst Value: Trumbo** for \$6.

### The Verdict:

Stephen had a decent enough first BLB auction; he mixed in some nice bargains (Zimmerman, Desmond, Morse) with a few minor overpays (Trumbo, Hamels). All in all it grades out to a score of **B-**.



## Rolling Rocks of Old Latrobe

Hitters (assumed POS)		
<u>Name</u>	<u>\$</u>	<u>eWAR</u>
Christian Vazquez (C)	2	0.7
Carlos Santana (C)	25	3.0
Jay Bruce (RF)	2	1.5
Andrew McCutchen (CF)	41	5.9

Pitchers		
<u>Name</u>	<u>\$</u>	<u>eWAR</u>
Aaron Sanchez	8	1.0
Marco Gonzales	1	0.1

Owner: Aaron Peck  
Dollars left on table: \$2  
2011 Draft Grade: B  
2012 Draft Grade: B+  
2013 Draft Grade: A+  
2014 Draft Grade: A-

Aaron made the first big splash of the auction by landing Andrew McCutchen for \$41. I wanted Cutch but only wanted to go in the mid-upper 30's, but that's saying more about where my team's priorities lied (I needed a catcher) than what I think he's worth. I think Aaron paid market value for Cutch, who is a star and a top 5 player in all of MLB in my opinion. Santana at \$25 I consider to be a bit of an overpay, even factoring in catcher inflation, given that Santana is unlikely to be carded behind the plate in future seasons (due to the presence of Gomes in Cleveland). Bruce (still only 27) and Vazquez are nice futures plays for two bucks each.

Aaron Sachez at \$8 has the potential to be a steal. If he's in the Jays rotation I'd expect he'll have an ok, not great card as his control problems will be magnified; however, if he's the closer I could see him having an above average closer card. Either way, \$8 is a nice price for Sanchez and I haven't even discussed his devastating limited relief card for this year. Gonzales is a young lefty hoping to make the Cards' rotation; I don't know much about him but in doing a bit of research it seems as though he's got limited upside, but for a buck he might be a nice flier if he makes the rotation.

**Best Value: Sanchez** for \$8.

**Worst Value: Santana** for \$25.

### The Verdict:

I think Aaron had a pretty good draft, landing the best card available and a star in Andrew McCutchen, and adding the solid card of Santana (at a bit of an overpay) as well as futures picks of Vazquez, Bruce and Sanchez. I'll give him a **B+**.



*LAGER LEAGUE*

*PILSNER DIVISION*



## DC Sculpin

Hitters (assumed POS)		
<u>Name</u>	<u>\$</u>	<u>eWAR</u>
Robinson Chirinos (C)	6	3.2
Eric Hosmer (1B)	7	1.7
Brett Lawrie (3B)	10	3.5
Leonys Martin (CF)	21	4.6
Ender Inciarte (CF)	12	3.8
Jordan Schafer (CF)	5	2.3
Torii Hunter (RF)	1	2.2

Pitchers		
<u>Name</u>	<u>\$</u>	<u>eWAR</u>

Owner: Kevin Rhoads

Dollars left on table: \$4

2008 Draft Grade: B+ (with original franchise)

2013 Draft Grade: C+

2014 Draft Grade: B

Kevin drafted only hitters in the auction, with a particular focus on OF talent. Starting with the infield, I think he got a steal at catcher with Chirinos, both for his card this year and for future value. Hosmer and Lawrie both still has some upside so I don't mind the prices paid for either (though Lawrie is moving to a tougher park, maybe the switch will keep him healthy for once?). On the strength of his crazy defense and speed (and ok bat vs RHP), WAR says Martin at \$21 is reasonable, and Inciarte has a nice speed/defense card too (though will be hard pressed to find playing time in Arizona this year). Schafer seems like a bit of an overpay for a 4<sup>th</sup> OF type given Kevin's already drafted a few good defensive speedy OF. Hunter at a buck is nice as long as he doesn't have to play the field too often.

**Best Value: Chirinos** for \$6.

**Worst Value: Schafer** for \$5.

### The Verdict:

As you can read above, I liked pretty much all of Kevin's picks. He got some nice cards and sprinkled in some future value to boot. The only pick I quibbled with above was Schafer, so I'll give him a grade of **B+**.



## Toronto Beavers

Hitters (assumed POS)		
<u>Name</u>	<u>\$</u>	<u>eWAR</u>
Francisco Cervelli (C)	2	1.6
Aramis Ramirez (3B)	12	2.1

Pitchers		
<u>Name</u>	<u>\$</u>	<u>eWAR</u>
AJ Burnett	2	1.1
Yeorvis Medina	1	0.2

Owner: Norm Larrett

Dollars left on table: \$8 left on the table

2009 Draft Grade: C+

2010 Draft Grade: A-

2011 Draft Grade: B+

2012 Draft Grade: C+

2013 Draft Grade: A-

2014 Draft Grade: B

Just like with teams that have a lot of money/holes to fill, it's tough grading auctions for teams with only a few spots and not a ton of cash. That said, Cervelli for 2 bucks strikes me as a bargain; he's got a sweet limited card for this year and the Pirates dealt for him to replace Russell Martin. Aramis Ramirez struggles with RHP and defense, but he has the clutch and kills lefties so for \$12 I don't mind the pick (and he's old so if he tanks this year in MLB he could retire, taking Norm off the hook for a future buyout).

On the pitching side, I don't really like either of the picks. Burnett is coming off of a terrible year, is old, and has threatened to retire many times before. If he does well he may still decide to retire so the upside is questionable there, and if he does poorly well the pick is wasted. Medina meanwhile is a near replacement arm that feels like a minors pick at best to me.

**Best Value: Cervelli** for \$2.

**Worst Value: Medina** for \$1.

### The Verdict:

I'll give Norm an overall grade of C+. He got a steal in Cervelli and ok value with Aramis, but neither of his pitchers excite me much. Plus he left \$8 on the table which isn't a huge amount but when you're dealing with only 4 roster spots, it could have been the difference between AJ Burnett at \$2 and, say, Aaron Sanchez at \$9.



## Woodbury Governors

Hitters (assumed POS)		
<u>Name</u>	<u>\$</u>	<u>eWAR</u>
John Jaso (C)	3	1.1
Matt Adams (1B)	8	3.0
Joe Mauer (1B)	5	2.3
Marwin Gonzalez (SS)	1	1.3
Ian Kinsler (1B)	17	4.1
Jacoby Ellsbury (CF)	23	5.0
Austin Jackson (CF)	7	2.2

Pitchers		
<u>Name</u>	<u>\$</u>	<u>eWAR</u>
Tyson Ross	26	4.2
Jason Hammel	15	3.7
Adam Warren	3	0.9

Owner: Bryan Richert  
Dollars left on table: \$0  
2013 Draft Grade: B+  
2013 Draft Grade: B+

Bryan admitted in his commentary that he wasn't a fan of the Jaso selection, and I tend to agree with that though Jaso does have some value as a bat against RHP off the bench. Adams and Mauer are both nice value at the prices paid; Mauer in particular at \$5 could turn into a nice signing as I think he can settle in as a nice AVG/OBP, modest power 1B. I loved the signings of both Kinsler and Ellsbury; neither is elite with the bat but Kinsler has elite defense and Ellsbury has the D and the speed. Jackson is an ok sleeper though I wouldn't have paid \$7 for him personally.

Tyson Ross is a nice investment at \$26, he's young and the card is pretty good too. Injuries are the only risk here, but that's true of any pitcher I suppose. Bryan was surprised he got Hammel for only \$15 and I am too, it's a nice JAM card with deeps vs LHB the only blemish. Warren is a nice long RP for a few bucks and is in contention for a rotation spot this spring to boot.

**Best Value: Kinsler** for \$17 and **Hammel** for \$15 (tie)  
**Worst Value: Jackson** at \$7.

### The Verdict:

Bryan had a really good auction. He got the nice cards and solid potential of Kinsler and Ellsbury for a combined \$40, and added two values at 1B in Adams and Mauer on the cheap. He added 2 nice JAM SP in Ross and Hammel at good prices too. Minor quibbles on the Jaso and Jackson deals aside, I feel comfortable awarding Bryan an **A** for a job well done.



## Sudbury Northern Ales

Hitters (assumed POS)		
<u>Name</u>	<u>\$</u>	<u>eWAR</u>
Russell Martin (C)	27	5.5
Michael McKenry (C)	1	0.7
David Ortiz (DH)	26	3.3
Robinson Cano (2B)	47	4.7
Kris Negrón (3B)	3	2.9
Chris Taylor (SS)	1	0.3
Alex Gordon (LF)	27	4.9
Alejandro De Aza (LF)	1	1.7

Pitchers		
<u>Name</u>	<u>\$</u>	<u>eWAR</u>
Gio Gonzalez	15	3.6
Pat Neshek	4	1.6
Kevin Jepsen	5	1.1
Kyle Hendricks	8	1.4
Fernando Abad	2	1.6
Derek Holland	1	0.2
Kevin Quackenbush	2	0.9
Neftali Feliz	1	0.4

Owner: Mike Stockhaus  
Dollars left on table: \$10  
2008 Draft Grade: B+  
2009 Draft Grade: B  
2010 Draft Grade: A-  
2011 Draft Grade: B-  
2012 Draft Grade: B+  
2013 Draft Grade: B  
2014 Draft Grade: B

Mike, like Domingo, had a ton of roster spots to fill and a lot of money which is a challenging position to be in. Getting this out of the way right off the bat: I didn't like the Cano signing. He was definitely the top 2B in the auction, but Ian Kinsler wasn't far behind and cost **\$30** less. Cano should age ok but in Seattle I don't think the power is coming back which limits his upside. I loved the Martin signing though; as mentioned in my writeup I prefer Lucroy for a number of reasons, but Martin at \$27 is a bargain for sure. \$26 for an aging DH in Ortiz is an overpay in my mind, as was (to a lesser degree) the \$27 for Gordon (sweet defensive card but only mediocre on offense and hurt to start this season). I liked the Negrón pickup as a bench piece/PH against lefties.

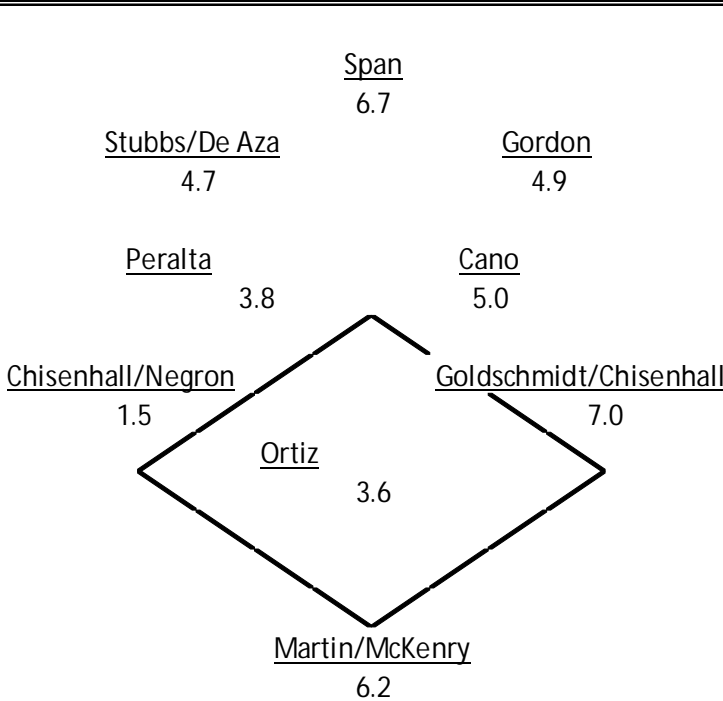
Gio's card is actually better than I assumed it would be, and WAR bears out that Mike got a solid deal at \$15. Hendricks will be a nice playoff starter to have; I thought he'd go for more personally. Mike built an outstanding value bullpen; he added 4 RP (Neshek, Abad, Jepsen, Quackenbush) at 0.9 WAR or better for a total cost of \$13!

**Best Value: Martin** for \$27.  
**Worst Value: Ortiz** at \$26.

### The Verdict:

I give Mike an overall grade of **B+** for this draft. I think he overpaid for a few guys but in doing so he got some of the best cards in the auction, and he also got some nice bargains with Martin and his bullpen to even things out.

Team Depth Chart:

Sudbury Northern Ales						
Team WAR: 66		Projected Record:		92 - 70		
			Rotation		IP	WAR
			1	Kennedy	220	3.2
			2	Ryu	180	2.7
			3	Gibson	210	2.9
			4	G.Gonzalez	190	3.3
			5	M.Gonzalez	120	1.6
			6	Hendricks	80	1.3
			7	Santiago	70	0.8
			Bullpen		IP	WAR
			CL	Neshek	70	2.4
			SU	Feliz	50	0.7
			RP	Abad	60	1.6
			RP	Jepsen	70	1.1
			RP	Quackenbu	70	0.9
			RP	Holland	60	0.2
			RP			
RP						

Mike is projected to win the Pilsner by a fair margin. His rotation needs some help I think, and the bullpen is just ok, but he's trotting out above average and/or star level contributions at every position except 3B.



## Naptown Racers

Hitters (assumed POS)		
<u>Name</u>	<u>\$</u>	<u>eWAR</u>
n/a		

Pitchers		
<u>Name</u>	<u>\$</u>	<u>eWAR</u>
n/a		

Owner: Chris Minton

Dollars left on table: \$n/a

2008 Draft Grade: B+

2009 Draft Grade: C+

2012 Draft Grade: A-

2013 Draft Grade: B

2014 Draft Grade: B+

Minton missed the draft as he was recovering from a car accident, so no grade will be assigned (I still did the depth chart though; see next page below). Get better soon man!



### Predictions – 2014 redux:

Below are my predictions of records and playoff seeds from last year's report card, as well as a write up I did:

*As mentioned in the introduction, the predictions this year are based not on my own gut feel/opinions, but rather on the WARs calculated from each team's depth charts (shown above in each team's write-up). First of all, the breakdown of WARs for each team for position players, SP and RP (highlighted values are top 5 in that category):*

WAR BREAKDOWN				
Team	Position	SP	RP	TOT
Allegheny	24.9	17.3	5.7	48
Bridgeport	41.6	17.0	6.1	65
Cincinnati	32.0	17.0	6.3	55
DC	24.6	11.6	9.9	46
Edmonton	28.9	9.3	4.2	42
Granite City	47.2	14.5	5.1	67
Guadalajara	32.4	16.8	5.2	54
Naptown	30.2	22.9	7.5	61
New Belgium	30.2	13.1	5.4	49
New Glarus	36.6	12.6	3.3	53
Newcastle	38.0	14.3	5.6	58
Ottawa	39.1	15.9	6.4	61
Rolling Rocks	35.8	17.8	5.0	59
Shiner	34.8	16.4	5.6	57
St Louis	20.2	13.3	3.0	37
Sudbury	41.4	17.3	5.9	65
Texas	34.4	19.2	5.2	59
Titletown	40.5	23.1	4.5	68
Toronto	20.6	17.7	4.2	43
Woodbury	32.4	14.1	6.7	53
AVERAGE	33.3	16.1	5.5	55

Now I present to you the WAR predicted 2014 standings:

IPA					Bock				
Team	W	L	%	GB	Team	W	L	%	GB
Titletown	94	68	0.580	0	Granite City	93	69	0.574	0
Newcastle	84	78	0.519	10	Ottawa	87	75	0.537	6
New Glarus	79	83	0.488	15	Rolling Rocks	85	77	0.525	8
Allegheny	74	88	0.457	20	Guadalajara	80	82	0.494	13
Edmonton	68	94	0.420	26	St Louis	63	99	0.389	30
Stout					Pilsner				
Team	W	L	%	GB	Team	W	L	%	GB
Bridgeport	91	71	0.562	0	Sudbury	91	71	0.562	0
Texas	85	77	0.525	6	Naptown	87	75	0.537	4
Shiner	83	79	0.512	8	Woodbury	79	83	0.488	12
Cincinnati	81	81	0.500	10	DC	72	90	0.444	19
New Belgium	75	87	0.463	16	Toronto	69	93	0.426	22

Playoff teams are highlighted. In the Ale, Titletown and Bridgeport lead their respective divisions, while Newcastle and Texas will fight to hold off Shiner, Cincy and possibly New Glarus. In the Lager, Granite City and Sudbury look to win their divisions with strong competition from wild card hopefuls Ottawa and Naptown. Chasing them for the wildcard will be Rolling Rocks and possibly Guadalajara and Woodbury.

Now here are the final standings from last season.:

Ale League			Lager League		
IPA	W	L	Bock	W	L
Titletown*	97	65	Granite City*	102	60
Newcastle	85	77	Ottawa*	97	65
New Glarus	76	86	Guadalajara*	94	68
Edmonton	66	96	Rolling Rocks	92	70
Allegheny	56	106	Dakota	48	114
Stout	W	L	Pilsner	W	L
Cincinnati*	95	67	Sudbury*	104	58
Bridgeport*	93	69	Woodbury	79	83
Texas*	89	73	Naptown	76	86
New Belgium	76	86	DC	71	91
Shiner	62	100	Toronto	62	100

\* = Playoff team

So, WAR did pretty good, huh? WAR predicted the correct division winners in 3 of the 4 divisions, got 6/8 playoff teams correct, and nailed 9 out of 20 positions in the division. The Stout division always gives me trouble for some reason (I suspect because it's a division full of active traders, and the addition of Adrian, another active trader, won't

help matters in that regard!), and particularly WAR whiffed on Cincy and Naptown (both teams made some deals that changed their teams mid-season so I give WAR a pass on that). Other facts: WAR predicted the record of Woodbury exactly, and came close (+/- 3 games) to predicting the records of 8/20 teams. Needless to say I'm pretty happy with those results, and WAR likely did better than I could have done on my own using my own gut feel/assumptions!

## Predictions – 2015

As mentioned in the introduction, the predictions this year are again based not on my own gut feel/opinions, but rather on the WARs calculated from each team's depth charts (shown above in each team's write-up). First of all, the breakdown of WARs for each team for position players, SP and RP (highlighted values are top 5 in that category):

WAR BREAKDOWN				
Team	Position	SP	RP	TOT
Allegheny	35.2	18.7	6.7	61
Bridgeport	26.3	16.7	8.1	51
Cincinnati	22.8	11.9	4.3	39
Dakota	31.3	19.2	4.1	55
DC	26.1	18.5	6.7	51
Edmonton	45.5	18.5	8.3	72
Fargo	38.1	20.4	7.5	66
Granite City	27.3	15.8	4.9	48
Guadalajara	32.7	17.7	7.1	58
Naptown	24.5	18.9	5.3	49
New Glarus	27.0	17.3	4.5	49
Newcastle	33.7	17.8	7.0	59
Ottawa	34.1	17.2	6.0	57
Payette	37.1	17.3	4.0	58
Rolling Rocks	21.5	19.0	8.3	49
Shiner	35.8	16.7	5.5	58
Sudbury	43.4	15.8	6.9	66
Texas	24.3	18.2	2.8	45
Toronto	32.4	12.5	5.8	51
Woodbury	35.1	17.7	5.1	58
AVERAGE	31.7	17.3	5.9	55

Now I present to you the WAR predicted 2015 standings:

IPA				
Team	W	L	%	GB
Edmonton	98	64	0.605	0
Allegheny	87	75	0.537	11
Newcastle	85	77	0.525	13
Payette	84	78	0.519	14
New Glarus	75	87	0.463	23

Bock				
Team	W	L	%	GB
Guadalajara	84	78	0.519	0
Ottawa	83	79	0.512	1
Dakota	81	81	0.500	3
Rolling Rocks	75	87	0.463	9
Granite City	74	88	0.457	10

Stout				
Team	W	L	%	GB
Fargo	92	70	0.568	0
Shiner	84	78	0.519	8
Bridgeport	77	85	0.475	15
Texas	71	91	0.438	21
Cincinnati	65	97	0.401	27

Pilsner				
Team	W	L	%	GB
Sudbury	92	70	0.568	0
Woodbury	84	78	0.519	8
DC	77	85	0.476	15
Toronto	77	85	0.475	15
Naptown	75	87	0.463	17

Playoff teams are highlighted. In the Ale, Edmonton, Allegheny and Newcastle are expected to survive the brutal IPA division and make the playoffs, while Fargo should be the lone playoff team from the Stout (though Brad's Shiner will be pushing for a wildcard spot all year). In the Lager, Guadalajara should squeak out the division title in the tight Bock ahead of Ottawa, while Sudbury should hold off Woodbury for the Pilsner division.