

Beer League Baseball



2018 Draft Report Card

By Mike Jackson
March 03, 2018

INTRODUCTION.....	3
TEAM DEPTH CHARTS	6
COLORADO HIT-MEN	8
NEWCASTLE 24 HORSEMEN.....	10
NEW GLARUS SPOTTED COWS	12
PAYETTE OUTLAW IPAS	14
EDMONTON TRAPPERS	16
SHINER BOCK RAMS.....	19
BEANTOWN SAMS.....	21
BRIDGEPORT BLUE HERON	23
NARRAGANSETT BIG MAMIES.....	25
CINCINNATI STEEL RESERVES.....	27
VERMONT CATAMOUNTS.....	30
ROME HILLTOPPERS.....	32
OTTAWA CORONA CONSERVATIVES	34
DAKOTA NIGHTSTALKERS	36
ROLLING ROCKS OF OLD LATROBE.....	38
NICKEL CITY ANGRY MOOSE	41
TORONTO BEAVERS	43
WOODBURY GOVERNERS.....	45
SUDBURY NORTHERN ALES.....	47
NAPTOWN RACERS	49
PREDICTIONS – 2017 REDUX:	51
PREDICTIONS – 2018:	53

Introduction

The 11th annual Beer League Baseball draft took place on February 24, 2018. After about 3.5 hours of drafting (plus 1 hour of technical issues) and many, many beers (hopefully nobody ended the draft looking like this guy), the 20 (ish) attending owners finally had teams to call their own. After the last 10 drafts I did a report card, grading everyone's picks, and I've decided to make it an annual thing, since I enjoy doing it and everyone seems to enjoy reading it.



What I've done is copied each team's draft results (for this year only) into the report card. Then I evaluate each team's draft based on a number of factors: Did this team overpay for anyone? Did they get good value picks? Did they make the right decision with the direction of their draft (ie attempt to contend vs rebuild)? Did they spend all their money (or did they seem to have good reason not to spend)? Did they apportion their money smartly? Finally, after all that, I assign a grade and summarize my overall thoughts on the team.

A few years back I developed a methodology to calculate the Wins Above Replacement (WAR) for each DLB **card**, and I've included a team preview at the end of the report card including a prediction of what the standings will be. I've tinkered with the formula a bit this few offseasons (including trying to capture recent rule changes), and in the next section I will summarize what my WAR now captures (I'm not re-hashing the details of the calculations, as anyone that's interested can read the 2013 report card on the website).

I should say that all these grades and team breakdowns are only my opinions. I didn't set out to do this to ruffle any feathers, or insult any owners, and if I do end up offending anybody with my grades, I apologize. I merely intend this to be a fun read, and something to get everyone psyched up for Opening Day.

With that said, I hope everyone enjoys this document and has a fun time reading it, and I welcome any complaints and arguments about my grades! Bring it on, and Play Ball!

WAR: What is it good for?

As many of you no doubt know or can tell, I'm a bit of a stats nerd. Ok, remove the phrase "a bit of" from the previous sentence and it'll be more accurate. Anyway, because that's where my interest lies I'm big into reading baseball saber sites such as Fangraphs and baseball prospectus, and those sites tout their versions of Wins Above Replacement (WAR). The concept itself isn't difficult to understand: You add up all of the things that a baseball player does on the field that helps his team win games (such as fielding, hitting and baserunning for hitters, and run prevention for pitchers) and compare the number (in runs produced or runs prevented) to a theoretical "replacement" player.

I started wondering a few years ago if it would be possible figure out the runs saved due to each fielder's range/error ratings, and I was able to come up with an estimation for that. As mentioned in the introduction, last year ago I decided to try to expand upon my work with range/error ratings and take on the challenge of quantifying everything else required to figure out a DLB player's card WAR value. My WAR values take into account the following aspects of a player's card (new features from last year are noted):

Position Players

- Ranges for each on base event on their card
- Ranges for each non-"normal" out, ie hard ground outs (which lead to double plays) and strikeouts
- Lead/steal ratings
- Baserunning
- Range/error ratings
- Arm rating
- Power rating
- Clutch rating
- Hit and run rating
- Catcher handling/passed ball ratings
- Durability rating
- Use rating

Pitchers

- Ranges for each on base event on their card
- Ranges for each non-"normal" out, ie hard ground outs (which lead to double plays) and strikeouts
- Hold/lead adjustment ratings
- Pickoff rating
- Wild pitch rating
- Jam/on/off ratings
- Pitcher fielding ratings
- Endurance
- Durability
- Use rating

For context below are tables outlining some of the average card WARs for each position, based on a sample of fulltime (ie not limited) players. For position players, I included a guy if he's carded at a position and not limited, even if that isn't his "best" position. This sample is meant to measure all of the possibilities for each position. For pitchers, a pitcher is classified as a starting pitcher if he's got an endurance rating of a starter and is not limited by the spot rating; if he has both starting and relief endurance ratings AND the spot rating, he's classified as a reliever. WARs are per 650 PA for position players, 220 IP for starters, and 70 IP for relievers:

	POSITION PLAYERS				
	ALL	TOP 30	TOP 10	Top Player	WAR
C	0.6	2.8	4.2	Buster Posey	5.3
1B	0.9	3.9	5.2	Joey Votto	6.5
2B	0.9	3.4	4.5	Jose Altuve	5.8
SS	0.7	3.2	4.4	Francisco Lindor	4.9
3B	0.9	3.9	5.3	Anthony Rendon	7.2
LF	1.5	4.1	5.3	Tommy Pham	7.1
CF	2.4	4.9	6.0	Mike Trout	8.0
RF	1.9	4.8	6.4	Giancarlo Stanton	7.5
DH	1.1	4.6	5.6	Mike Trout	6.9
OVERALL	1.9	6.0	7.1	Mike Trout	8.0

PITCHING					
	ALL	Top 30	Top 100	Top Player	WAR
SP	2.4	5.0	3.7	Clayton Kershaw/Corey Kluber	6.5
RP	0.4	1.5	1.1	Craig Kimbrel	2.2

As you can see from the above charts, the league averages vary by position, with CF for some reason having by far the highest WAR. One theory is that there are simply a lot of good CF right now and also their value on defense (a missed play is usually a double) means they grade out well. The overall average position player WAR is about 2, and if you read about WAR discussed on Fangraphs I believe they talk about 2.0 WAR being an average player so that seems to jive. As you can also see from the above chart, Mike Trout is the top overall player, while Clayton Kershaw/Corey Kluber and Craig Kimbrel are the top SPs and RP, respectively.

Team Depth Charts

As mentioned this year I'm trying to estimate the standings using WAR and an estimation of playing time for each team. Some of you have sent in your projected lineups, etc and that was helpful and for those that didn't I estimated as best I could what you would do for rotations, lineups, injury subs, etc. Note that the rosters are as of Friday, March 2nd, 2018.

As a rule of thumb for C durability guys I assume 1 DL stint (so a C SP will get around 190-200 IP from me, less if he's a C and likely to get pulled from games early, more if he's an elite SP and thus will stay in games longer). F durability starters get a projection of 150 IP. I don't worry too much about durability concerns for RP or DHs (F's are the exception); for C position players I assume usually 50-70 lost PA; D's and F's I ballpark an even greater playing time reduction depending on position. Even A durability catchers I have assumed will be rested on occasion so the backup catcher for each team will, at minimum, receive 50-60 PA.

One other note is that closers and set up men pitch in important (ie high leverage) situations, and as such their WAR is multiplied by 1.5 to reflect the fact that their innings are more important than the average RP and have a greater impact on winning games.

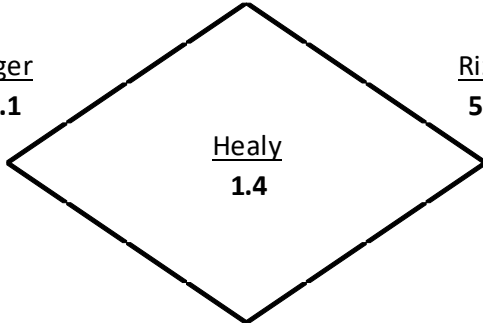
ALF LEAGUE

IPA DIVISION

Colorado HIT-MEN

Owner: Brett Templin

Player	Bid	Grade	Comments
Rizzo, Anthony	\$40	B	Perhaps a few dollars over priced but I don't mind reaching a bit for elite players
Kluber, Corey	\$49	B-	Kluber was the best SP available but I'm not a fan of the price here
Seager, Kyle	\$6	B	A down season by Seager but still an average-ish card at a reasonable price
Duffy, Danny	\$14	A-	Duffy was one of the better arms in the draft, and the top lefty. Love this pick
Anderson, Chase	\$41	B-	Like Kluber, love the card but not the price
Russell, Addison	\$15	A-	Could be a steal in a year or two; I'm a big fan of Russell
Crawford, J.P.	\$3	A	Former top prospect, lost a bit of hype but for only \$3 this is a great pick
Nimmo, Brandon	\$1	B	Solid 50% card against RHP; not sure where he plays in MLB this year though
Barnes, Austin	\$9	B+	Thought he'd go for more, so this is a solid pick for a ringer part time catcher
Rusin, Chris	\$5	B+	Really nice long LH RP for a reasonable price
Alfaro, Jorge	\$2	B+	Another solid prospect pick at a cheap price
Winker, Jesse	\$2	B+	Not sure if he plays fulltime in Cincy but for only \$2 this is a good flier
Pederson, Joc	\$1	A-	Joc always feels underrated, still young and I remain a fan
Frazier, Adam	\$2	B+	Solid utility/bench pickup
Fisher, Derek	\$2	C+	Meh
Pagán, Emilio	\$1	B	Bigtime roogy but crazy K/BB ratio for a guy I've never heard of
Brugman, Jaycob	\$1	C+	Young guy in Oakland I admittedly don't know much about
OVERALL GRADE		B	I think Brett had a pretty solid first auction. I think he overpaid for his starting pitchers, but he did end up with 3 of the top 5 SP by WAR which helps him compete this year. He got some nice end of auction bargains that help elevate this grade. He's projected to be around .500 but in our (weak) division he could possibly sneak into the wildcard picture.

Colorado HIT MEN						
Team WAR: 57		Projected Record:		81 - 81		
Position Player Rank 17			Rotation (1)	IP	WAR	
Almonte/Frazier			1	Kluber	220	6.5
1.8			2	Anderson	210	5.0
Conforto/Winkler		Altherr/Blash	3	Duffy	180	3.7
5.4		4.3	4	Bundy	200	3.7
Russell/Camargo		Drury	5	Montgomery	160	3.2
2.9		2.1	6	DRAFT	30	0.1
			7	DRAFT	30	0.1
			Bullpen (7)			
			CL	Bradley	70	2.0
			SU	Yates	70	1.4
			RP	Rusin	80	1.3
			RP	Pagan	80	1.4
			RP	Boxberger	60	0.7
			RP	McFarland	60	0.2
			RP			
			RP			

Healy

1.4

Barnes/Cervelli

2.6

Colorado is projected to be a .500 team. Their position players hold them back (particularly DH and CF), but they have excellent pitching with the top rotation WAR (with amazing depth led by Kluber) and an above average bullpen.

Newcastle 24 Horsemen

Owner: Ron Erdmann

2008 Draft Grade: B

2009 Draft Grade: B+

2010 Draft Grade: C+

2011 Draft Grade: B

2012 Draft Grade: B+

2013 Draft Grade: A-

2014 Draft Grade: A-

2015 Draft Grade: A-

2016 Draft Grade: B

2017 Draft Grade: B+

Player	Bid	Grade	Comments
Junis, Jakob	\$19	C-	Junis had a decent 2017 but wasn't a top prospect, don't see the upside here
Weaver, Luke	\$27	B-	I like Weaver but would have liked this more at ~\$20.
Stratton, Chris	\$1	B+	Nice sleeper SP for only a buck
Morrow, Brandon	\$23	C+	One of the best RP cards in the draft, few bucks too high considering no jam though
Iannetta, Chris	\$7	A-	Ribbed Ron about this but I like the pick. Solid card and he'll start in COL in 2018
Ramirez, Erasmo	\$4	B+	He'll be in SEAs rotation this year so some good upside for a good price
Pinder, Chad	\$1	B+	Solid utility card with some pop for only a buck
Stephenson, Robert	\$1	B	Former top prospect, should start in Cincy, nice sleeper pick
Engel, Adam	\$1	A-	Horrible offense but love the defense and should start in CWS in 2018
Headley, Chase	\$1	B+	Solid, consistent player, nice pick for a dollar
Steckenrider, Drew	\$1	A-	Never heard of this guy but his card is pretty sweet
Farquhar, Danny	\$1	B	Decent card with lots of walks; Ron's hoping for a bounce back
OVERALL GRADE		B	Didn't like the prices for Junis or Weaver (and to a lesser extent, Morrow), but I am a fan of the rest of Ron's auction as he got some nice mid-end of auction bargains.

Newcastle 24 Horsemen						
Team WAR: 51		Projected Record:		75 - 87		
Position Player Rank 14			Rotation (16)	IP	WAR	
<div><div><div>Marisnick</div><div>5.1</div></div><div><div>Bonifacio</div><div>1.5</div></div><div><div>Pinder/Engel</div><div>1.8</div></div><div><div>Lindor</div><div>5.4</div></div><div><div>Beckham</div><div>1.6</div></div><div><div>Harrison/Motter</div><div>3.8</div></div><div><div>Freeman/Headley</div><div>5.1</div></div><div><div>Morales</div><div>1.2</div></div><div><div>Posey/Iannetta</div><div>5.9</div></div></div>			1	deGrom	230	4.9
			2	Junis	200	2.1
			3	Stratton	200	1.7
			4	Weaver	170	2.6
			5	Ramirez	210	2.9
			6			
			7			
			Bullpen (18)	IP	WAR	
			CL	Morrow	70	1.9
			SU	Barnes	70	1.3
			RP	Farquar	70	0.3
			RP	Stripling	80	0.8
			RP	Hendriks	70	0.6
			RP	Ramos	50	0.3
			RP	Familia	30	0.1
			RP			

Tough season expected in Newcastle as the forecast is for the mid-70's in wins. Some bright spots (Marisnick, Freeman, Posey, deGrom) but too many holes to be a playoff contender.

New Glarus Spotted Cows

Owner: Dan Trueden
2010 Draft Grade: C+
2011 Draft Grade: B
2012 Draft Grade: B+
2013 Draft Grade: B+
2014 Draft Grade: B+
2015 Draft Grade: C
2016 Draft Grade: A-
2017 Draft Grade: B

Player	Bid	Grade	Comments
Gyorko, Jedd	\$19	A	Shocked how cheap this card went. A bit platooony but still clutch, great D, etc.
Lamet, Dinelson	\$25	C+	Lamet is a popular sleeper but this is \$5-10 too high given the risk IMO
Braun, Ryan	\$6	B+	Figured Braun would go for more when I nominated him; \$6 is a mild bargain
Britton, Zach	\$5	C+	JAM but lots of walks make the card overrated. Out until midseason in 2018.
Desmond, Ian	\$3	B-	Horrible 2017 but good price to bet on a bounceback in Coors
Solarte, Yangervis	\$2	B	He should play quite a bit in Toronto, good bet for a nice bench card next year
OVERALL GRADE		B+	Dan gets a slight bump for degree of difficulty - drafting from the ER is a baller move. Aside from that his draft was pretty good with no truly objectionable picks and the Gyorko/Braun picks elevating the grade to a B+.

New Glarus Spotted Cows					
Team WAR: 59		Projected Record:		83 - 79	
Position Player Rank 12			Rotation (3)	IP	WAR
<u>Buxton/Desmond</u> 5.1			1 Sale	230	6.7
<u>Braun/Desmond</u> 3.4			2 Davies	210	3.4
<u>Piscotty/Gamel</u> 2.3			3 Santana	230	5.4
<u>Seager</u> 5.1			4 Nelson	200	2.9
<u>Wong/Solarte</u> 3.2			5 Lamet	180	2.7
<u>Gyorko/Solarte</u> 4.5			6 Fiers	30	0.1
<u>Moreland</u> 3.0			7		
<u>Kendrick/Arcia</u> 2.9					
<u>Perez/Mathis</u> 3.0					
			Bullpen (16)	IP	WAR
			CL Herrera	70	1.2
			SU Robertson	70	2.5
			RP Givens	80	1.3
			RP Zych	50	0.4
			RP Saupold	50	0.2
			RP Britton	30	0.1
			RP Sipp	20	0.0
			RP		

Is this the year Dan gets that winning record!? He's projected to be a borderline playoff team thanks to a great rotation and average position players. He needs more bullpen depth but otherwise this team will be tough all season.

Payette Outlaw IPAs

Owner: Craig Paprocki

2008 Draft Grade: B+

2009 Draft Grade: C+

2010 Draft Grade: B

2011 Draft Grade: B-

2012 Draft Grade: A-

2013 Draft Grade: A

2014 Draft Grade: A

2015 Draft Grade: A-

2016 Draft Grade: B

2017 Draft Grade: B

Player	Bid	Grade	Comments
Teheran, Julio	\$20	A-	Shocked to see Julio's only 27; Anyway, good card for a reasonable price
Leone, Dominic	\$11	B+	Terrific long RP card at a reasonable price
Betances, Dellin	\$11	B	Odd card, not sure how it'll play. Some upside that he regains some control
Mejia, Francisco	\$3	B	Top prospect but I'm not sure if/where he plays in Cleveland this year
OVERALL GRADE		B+	Craig's team was already pretty set to dominate this year, so he did a nice job to add a JAM back of the rotation arm in Teheran and a couple of solid mid-relievers at decent prices.

Payette Outlaw IPAs						
Team WAR: 68		Projected Record:		92 - 70		
Position Player Rank 2			Rotation (8)	IP	WAR	
Pollock/Margot 5.4			1	Chacin	210	3.9
Yelich 4.5			2	Gray	200	3.5
Harper/Margot 7.8			3	Stroman	220	3.5
Simmons 4.9			4	Teheran	210	2.9
Ramirez 6.6			5	Wacha	190	2.3
Bregman 4.2			6	Foltyniewicz	30	0.2
Bell 3.2			7			
Alonso/Mancini 3.1						
Grandal/Maxwell 4.4						
			Bullpen (5)		IP	WAR
			CL	Kimbrel	70	3.3
			SU	Leone	70	1.9
			RP	Deunsing	70	0.8
			RP	Bedrosian	60	0.6
			RP	Garcia	60	0.6
			RP	Betances	60	0.4
			RP			
			RP			

No surprise here, Craig's projected to win the division. His offense has no real weak spots, and his pitching is good enough (though another starting pitcher could be a target at the deadline). The bullpen is anchored by Kimbrel's incredible card, though it could use a little depth as well.

Edmonton Trappers

Owner: Mike Jackson
 2008 Draft Grade: A-
 2009 Draft Grade: B+
 2010 Draft Grade: C
 2011 Draft Grade: B
 2012 Draft Grade: B+
 2013 Draft Grade: A-
 2014 Draft Grade: A-
 2015 Draft Grade: B
 2016 Draft Grade: B
 2017 Draft Grade: A-

Player	Bid	Grade	Comments
Molina, Yadier	\$19	B+	Autobid oopsie but he is the top catcher in the auction, price is fair per WAR
Bogaerts, Xander	\$11	B+	Guy I was targeting, with health I'm expecting a big 2018 season
Sanchez, Aaron	\$10	B+	I had to have Sanchez and would have gone to \$15. Big upside here.
Estrada, Marco	\$7	B	A flier for a few bucks more than I'd have liked. We'll see if the HRs drop in 2018
Kelly, Carson	\$6	B	Was hoping for him in the \$2-4 range but had to have him once I got Yadi
Kuhl, Chad	\$10	B	Another guy I reached for a bit since I had \$\$. Decent card and some upside.
Haniger, Mitch	\$6	B	Solid card, hoping for some growth and health in 2018
Barnes, Danny	\$3	B+	Good card for only \$3. Poor fit for Fenway (DDs vs RHB) but he's trade bait
Brinson, Lewis	\$7	B	Usual risks with prospects and was hoping for him a bit cheaper but he has upside
Lagares, Juan	\$1	B+	Thrilled to get him for a buck; if he gets a B+/A in 2018 the bat is irrelevant
Mikolas, Miles	\$1	B	A complete flier for a buck; had great numbers in Japan
Wainwright, Adam	\$1	C	Meh. Needed a starter. He could bounce back, I guess...?
OVERALL GRADE		B	Pretty boring, but solid, draft. I'm happy with most of my picks but I feel I didn't hit a home run with any of them. Could argue for a B+ but I went with a B since I left money on the table that I could have used to reach for some bigger names.

Edmonton Trappers				
Team WAR: 44		Projected Record:		68 - 94
Position Player Rank 13			Rotation (20)	IP WAR
Bradley Jr/Lagares 3.2			1 Estrada	210 3.0
Haniger/Renfroe 4.8			2 Marquez	200 2.0
Williams 3.8			3 Porcello	200 1.3
Bogaerts 1.3			4 Ryu	180 1.5
Moncada/Pedroia 4.4			5 Kuhl	190 1.5
Donaldson/Valbuena 4.9			6 Perdomo	30 0.1
Belt/Valbuena 4.0			7	
Schwarber/Haniger 1.8				
Molina/Kelly 3.7				
			Bullpen (20)	IP WAR
			CL Treinen	70 0.4
			SU Barnes	70 1.7
			RP Kontos	80 0.3
			RP Wainwright	70 0.1
			RP Feliz	50 -0.3
			RP Stammen	70 0.9
			RP MINORS	30 0.0
			RP	

20th ranked starting pitching. 20th ranked relief pitching. Effffff me. At least my team will score some runs, though some suspect defensive ratings in the outfield drag the position player WAR down below average. Long season awaits Trappers fans coming off the Boot.

ALF LEAGUE

STOUT DIVISION

Shiner Bock Rams

Owner: Brad Pike

2008 Draft Grade: C+

2009 Draft Grade: C-

2010 Draft Grade: B+

2011 Draft Grade: B

2012 Draft Grade: A-

2013 Draft Grade: B-

2014 Draft Grade: B

2015 Draft Grade: B

2016 Draft Grade: A-

2017 Draft Grade: B

Player	Bid	Grade	Comments
Salazar, Danny	\$25	B	Lots of K's and some upside, perhaps a few bucks overpriced though
Bridwell, Parker	\$20	B	Solid card (though with some DD issues) at a reasonable price
Nova, Ivan	\$17	B-	The Jam helps but Nova's platoon issues will hurt him
Jackson, Austin	\$16	B	Can't count on him for full time Pas but he'll hit when he can play
Zobrist, Ben	\$4	B+	Solid D at 2nd and can still hit RHP a little. Good price.
Heredia, Guillermo	\$3	B+	Good 4th OF/platoon type for cheap
Soria, Joakim	\$2	B+	Pretty solid middle relief card for only a few bucks
Hildenberger, Trevor	\$6	B	Good long RP card
Greene, Shane	\$3	B+	Lots of walks vs LHB but otherwise this is a great card
OVERALL GRADE		B	Brad had a pretty solid draft. Most of his picks were used on pitching and he built a solid bullpen on the cheap. He got some mid-range starters at market (or slightly above) prices too.

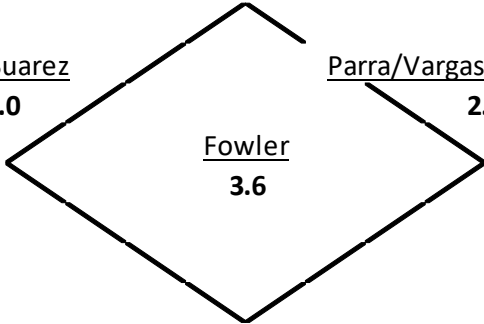
Shiner Bock Rams						
Team WAR: 58		Projected Record:		82 - 80		
Position Player Rank 10			Rotation (11)	IP	WAR	
Gardner/Heredia			1	Quintana	210	3.3
5.6			2	Salazar	170	2.1
Smith/Hernandez		Jackson/Granderson	3	Happ	190	3.2
2.5		3.8	4	Bridwell	210	3.3
Andrus		Asuaje/Perez	5	Nova	200	3.0
4.8		1.7	6	Urias	30	0.2
Turner/Freeze		Votto	7	Guerra	30	0.2
5.1		7.0				
Span/Freeze			Bullpen (11)			
2.2			CL	Colome	70	2.0
Realмато/Severino			SU	Soria	70	1.2
3.1			RP	Devenski	80	1.4
			RP	Hildenberger	70	0.9
			RP	Green	60	0.9
			RP	Morgan	60	0.5
			RP			
			RP			

An 82 win team, projected to finish last. Tough, tough division. This is a solid average team all around as the position player, SP and RP WAR are all right in the middle of the pack. Brad could add a couple of wins at LF and 2B if he wanted to try to challenge for a wildcard, as those two spots are dragging his WAR totals down.

Beantown Sams

Owner: John Morgan

Player	Bid	Grade	Comments
Archer, Chris	\$37	B	Big fan of Archer but I'd like this pick more in the 25-30 range
Cabrera, Miguel	\$8	B+	I think Miggy has a bounceback season or two in him, so I like this pick
Suzuki, Kurt	\$5	A	Great limited catcher card, a steal at only \$5
Canó, Robinson	\$14	B	Good card this year (even with platoon issues); I think he'll age gracefully too
Whitley, Chase	\$7	B-	ERA underrates the card but I think this is a few bucks too much
Petit, Yusmeiro	\$10	B	Really good long RP card but similar guys were going a bit cheaper
Hernández, César	\$11	B	Solid/underrated player at a good price
Smith, Joe	\$3	B	Solid middle reliever at a good price
OVERALL GRADE		B+	On the whole John had a good first BLB draft. I think he reached a bit for Archer, but I'm a fan of Archer so I understand that. I love the Miggy and Suzuki picks and think the rest of his draft was solid as well. He's set himself up well to be competitive in his tough division.

Beantown Sams						
Team WAR: 64		Projected Record:		88 - 74		
Position Player Rank 4			Rotation (6)	IP	WAR	
Taylor/Toles			1	Greinke	230	5.0
5.3			2	Archer	220	4.4
Brantley/Parra/Toles		Stanton	3	Pomeranz	210	3.6
4.4		8.1	4	Berrios	210	3.2
Hernandez/Story		Cano/Hernandez	5	Manaea	150	2.1
3.9		3.7	6	Despaigne	30	0.3
			7			
			Bullpen (6)	IP	WAR	
			CL	Hand	70	2.2
			SU	Petit	70	2.2
			RP	Smith	70	0.9
			RP	Busenitz	50	0.9
			RP	Crick	50	0.7
			RP	Whitley	60	0.8
			RP	Blevins	30	-0.3
			RP			

John's projected to take the top wildcard with a high 80's prediction. 1B and maybe C could use an upgrade but overall he's got a 4th overall WAR ranking for his position players. The rotation and bullpen are both ranked above average as well.

Bridgeport Blue Heron

Owner: Chris Schenk
2013 Draft Grade: B
2014 Draft Grade: B
2015 Draft Grade: B+
2016 Draft Grade: B+
2017 Draft Grade: B-

Player	Bid	Grade	Comments
Ozuna, Marcell	\$38	B+	Big fan of Ozuna and think he'll thrive in St Louis.
Happ, Ian	\$20	B+	Market value for a versatile card. Not sure where he plays in Chicago though
Senzatela, Antonio	\$14	B+	WAR likes his card better than his ERA so this is a smart pick
Parker, Blake	\$12	A-	Great back of bullpen card at a reasonable price
Hammel, Jason	\$5	C	Feels like Hammel could have been a \$1-2 guy
Freeman, Sam	\$2	A-	Great long lefty card for cheap
Cecil, Brett	\$2	A-	Weird/opposite card but I like his odds to produce value next year too
Hernandez, David	\$4	B+	Very nice card for cheap
Leiter Jr., Mark	\$2	B	Should be in Philly's rotation this year so good sleeper pick
OVERALL GRADE		A-	Schenk had a great draft in my opinion. I debated between a B+ or an A- here but aside from the Hammel pick (which isn't something that will hurt him too badly) I liked every pick he made.

Narragansett Big Mamies

Owner: Rich Lebaron/Fantrax autodrafter

2017 Draft Grade: A-

Player	Bid	Grade	Comments
Blackmon, Charlie	\$38	A-	One of the top cards in the auction, no bargain but not a crazy overpay either
Taylor, Chris	\$21	A-	Good value for the card, very likely a buyout next year
Martínez, Carlos	\$39	B	I like Martinez but feel this is an overpay given his good but not elite card
Green, Chad	\$25	B-	Crazy good card but \$25 is a lot for a non-jam RP
Swarzak, Anthony	\$8	B+	Auto draft oopsie aside, this is a reasonable price for Swarzak's card
Davidson, Matt	\$1	B-	Decent end of auction bench guy
D'Arnaud, Travis	\$1	B+	I still hold out hope that one year he'll stay healthy and figure it out
Gordon, Alex	\$1	B+	Horrible year with the bat but the \$1 is worth it for the defense
Owings, Chris	\$1	B	Solid utility player pick here
Fields, Josh	\$1	B	Deeps against lefties are ugly but the rest of the card is pretty good
OVERALL GRADE		A-	I liked most of Rich's draft, which is especially impressive given he wasn't present for a lot of it. No truly objectionable picks (except maybe Green) and feel like he got good value on guys like Taylor and Swarzak. He is in a brutal division so he may find himself on the outside looking in but with this auction he's given himself a fighting chance.

Narragansett Big Mamies							
Team WAR: 59		Projected Record:			83 - 79		
Position Player Rank 6				Rotation (10)		IP	WAR
Blackmon				1	Martinez	230	4.3
7.6				2	Nola	200	3.4
Taylor		Betts		3	Snell	210	3.3
6.2		6.9		4	McCullers	190	2.3
Semien/Mercer		Gennett		5	Straily	180	1.7
1.5		2.6		6	Gonzalez	50	0.5
<div><div></div><div></div><div></div><div></div></div>				7			
Beltre/Davidson				Bullpen (13)		IP	WAR
4.9				CL	Green	70	2.8
Adams				SU	Fields	70	1.6
2.9				RP	Swarzak	80	1.5
Carrera/Davidson				RP	Lyons	60	0.6
2.0				RP	Dull	50	0.2
d'Arnaud/Chirinos				RP	Coulombe	60	0.1
2.5				RP			
				RP			

An amazing outfield makes up for a mediocre infield (Beltre excluded) as Rich has the 6th overall position player WAR. What just holds him back from making the playoffs per WAR is an average rotation and a below average bullpen (which is quite good for the top 3 but quickly falls off from there).

Cincinnati Steel Reserves

Owner: Jon Buneta

2008 Draft Grade (for Buneta): A- (was computer drafted)

2013 Draft Grade: B+

2014 Draft Grade: A

2015 Draft Grade: B+

2016 Draft Grade: A-

2017 Draft Grade: A-

Player	Bid	Grade	Comments
Scherzer, Max	\$50	B	Jon had a lot of money so I get this pick, but it's still a crazy amount for 1 player
Cozart, Zack	\$23	A-	Great SS card at a reasonable price
Knebel, Corey	\$26	B	Was the best JAM RP in the auction but this is a bit of an overpay
Shaw, Travis	\$30	B-	\$30 is a lot for a guy that arguably could be platooned
Lester, Jon	\$17	B+	A down year for Lester but still got the jam and should bounce back
Cueto, Johnny	\$16	B+	Another smart bounceback SP with a decent card
Olson, Matt	\$8	A-	No idea if his 2017 was a complete or partial fluke, but this is a good price
Odorizzi, Jake	\$12	B+	Decent back of rotation starter, and a good bet to have a nice year in Minny in 2018
Mengden, Daniel	\$1	B	Nice spot starter to provide coverage for injuries
Kahnle, Tommy	\$6	B+	I like Kahnle as a sleeper for next year, but his card is pretty good (roogy) too
OVERALL GRADE		A-	The individual grades above may not justify an overall grade of A-, but given context (Jon's hoping to compete and had lots of money, and is in a tough division) I think Jon executed his plan well and got the players he needed/wanted to get.

Cincinnati Steel Reserves							
Team WAR: 73		Projected Record:			97 - 65		
Position Player Rank 1				Rotation (4)		IP	WAR
Pham				1	Scherzer	220	6.4
8.3				2	Severino	230	5.9
Upton		Cruz		3	Lester	200	2.9
5.6		3.9		4	Cueto	180	1.5
Cozart/Garcia		Schoop		5	Odorizzi	170	3.1
4.6		3.6		6	Mengden	30	0.5
Shaw/Reyes		Bour/Sano/Olson		7	McHugh	30	0.2
4.4		5.5					
Murphy				Bullpen (14)		IP	WAR
4.6				CL	Knebel	70	1.5
				SU	Rodney	70	1.7
				RP	Miller	70	1.6
				RP	Kahnle	60	0.7
				RP	Vincent	60	0.5
				RP	McAllister	60	0.6
				RP			
				RP			
Avila/Castillo							
5.1							

Jon has the top position player WAR, which shouldn't come as a surprise. No real weak spots in the lineup. His rotation should be good enough though he could use a good number 3 starter to slide everyone down and provide more depth. His bullpen, surprisingly, rates as below average. After the top 3 the quality drops off a bit. Should still be plenty good enough to win the division though given his lineup.

LAGER LEAGUE

BOCK DIVISION

Vermont Catamounts

Owner: Walt Rayta
2016 Draft Grade: B+
2017 Draft Grade: B

Player	Bid	Grade	Comments
Marte, Starling	\$15	A-	Love this pick, Marte was one of the top OF in the game before a down 2017
Clevinger, Mike	\$30	C-	Not a fan of this pick, too much money given his platoon issues
Montgomery, Jordan	\$25	B	Good young lefty starter, reasonable price
Vizcaíno, Arodys	\$9	B	Solid card at a reasonable price
Reed, Addison	\$4	B+	Mild DD issues against LHB but for only \$4 this is good value
Tepera, Ryan	\$1	A-	Tepera's only issue is BB against LHB; a steal at a buck
Kelly, Joe	\$1	B	More extreme version of Tepera, good value but not a steal
OVERALL GRADE		B+	The Clevinger overpay marred what was otherwise a solid auction by Walt, but I do get it someone in looking at his WAR report (he needs starters). He got good value for Starling Marte and Ryan Tepera, and nabbed a good young starter in Jordan Montgomery before finishing his bullpen on the cheap. I bumped his grade to a B+ because he is a borderline playoff contender and he maxed out his auction dollars for cards to try to win the wildcard which is an excellent approach.

Vermont Catamounts			
Team WAR: 61	Projected Record:	85 - 77	
Position Player Rank 3 <div> <div> <div>Schebler/Almora</div> <div>3.6</div> </div> <div> <div>Marte/Valaika</div> <div>6.0</div> </div> <div> <div>Correa/Rosario</div> <div>4.9</div> </div> <div> <div>Rendon</div> <div>7.9</div> </div> <div> <div>Santana</div> <div>5.3</div> </div> <div> <div>Merrifield</div> <div>3.8</div> </div> <div> <div>Myers</div> <div>2.1</div> </div> <div> <div>Jones</div> <div>1.9</div> </div> <div> <div>Sanchez/Leon</div> <div>4.3</div> </div> </div>		Rotation (14) 1 Ray 200 4.8 2 Clevinger 180 2.5 3 Montgomery 200 3.7 4 Gausman 190 1.9 5 Rodon 150 1.0 6 Cole 30 0.1 7 Triggs 40 0.4	Bullpen (7) CL Neris 70 1.2 SU Nicasio 70 1.5 RP Kelly 70 0.8 RP Vizcaino 70 1.2 RP Reed 70 1.0 RP Infante 60 0.6 RP Wilson 50 0.7 RP

Walt has one of the top position player WAR, thanks to stars like Rendon, Santana, Correa and Sanchez. He could use an upgrade at 1B and DH (admittedly I guessed at his positions/platoons so his final lineups could look different). His rotation is a weak spot and he should be looking to upgrade after the top 3 if he wants to make the playoffs and have a deep run. His bullpen is deep but he could possibly use a top notch closer.

Rome Hilltoppers

Owner: Archie Scott
2017 Draft Grade: B-

Player	Bid	Grade	Comments
Goldschmidt, Paul	\$41	B+	Price seems high for a 1B but Goldy is elite and consistent as they come
Albies, Ozzie	\$16	B+	Maybe a tad high on price but I'm a big Albies fan and he'll be worth this next year
Villar, Jonathan	\$1	B+	Nice bounceback bet here, and a solid bench player for this year too
Leclerc, José	\$1	B+	Crazy but good card (8 BB/9!!?) for only a buck
Ramirez, Jose	\$1	B	Decent reliever for a buck
OVERALL GRADE		B+	I have no issues with Archie's draft. He went "stars and scrubs" and spent almost all his money on Goldy and Albies, one elite player and one possible future elite player. His 3 \$1 picks are good as well. Nice draft.

Rome Hilltoppers								
Team WAR: 57		Projected Record:			81 - 81			
Position Player Rank 9					Rotation (13)		IP	WAR
McCutchen					1	Cole	220	3.5
4.7					2	Wood	200	4.8
Benintendi		Judge			3	Leake	200	2.8
2.9		8.1			4	Corbin	180	2.2
Swanson/Hernandez		Albies/Rivera/Dietrich			5	Hernandez	160	1.0
0.3		3.1			6	Tomlin	50	0.4
<p style="text-align: center;"><u>Ramirez/Dietrich/Gallo</u> 1.4</p>					7	Freeland	30	0.3
					Bullpen (14)		IP	WAR
					CL	Cishek	70	2.0
					SU	O'Day	70	1.6
RP	Brach	70	1.1					
RP	Chafin	70	0.5					
RP	Kela	60	1.0					
RP	LeClerc	40	0.2					
RP	Sewold	30	0.2					
RP								

Archie projects to be roughly a .500 team. He's getting almost no production from SS so if he can swing a trade to help out there that'll help him have better playoff odds. His rotation and bullpen could use some work too. Cole/Wood are a good top 2 but ideally you'd have a good #3 to slide Leake/Corbin down. He's got 4 RP at 1 WAR or better but not much from the other 3.

Ottawa Corona Conservatives

Owner: Glen Donald

2013 Draft Grade: A

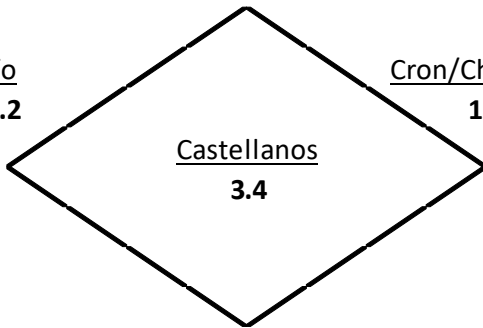
2014 Draft Grade: B

2015 Draft Grade: C+

2016 Draft Grade: B

2017 Draft Grade: A-

Player	Bid	Grade	Comments
Difo, Wilmer	\$7	B+	Not sure where he plays in WAS this year, but \$7 is good value for his card
Ramírez, J.C.	\$4	C	Don't get this pick, the card is nothing special and he ain't young
Kemp, Matt	\$3	C+	Meh. Kemp is pretty overrated and one dimensional, but it's only \$3
Wieters, Matt	\$2	B	Catching is thin so I don't mind the price or the pick
Miranda, Ariel	\$1	C+	Should be in SEA's rotation this year, only a buck, but not much youth/upside
Shoemaker, Matt	\$1	C+	Decent \$1 sleeper
Rivera, René	\$3	A	Not sure how a minus arm unlimited catcher with pop went for only \$3. Steal
Ramos, Wilson	\$1	A-	Card is iffy (lefty masher at least) but he'll start in TB and has a good track record
Travis, Devon	\$4	B	If he can just stay healthy, this will be steal. A huge "IF" though.
OVERALL GRADE		B-	Mixed bag of a draft for Glen in my opinion. I really liked a few of his picks (all his catchers, Difo, and Travis) but questioned a few others (his SP cheap sleepers, Kemp). I think the only thing keeping this from a higher grade is the fact that as a rebuilding club I'd have liked to have seen more bounceback/upside picks than guys like Kemp, Wieters, etc.

Ottawa Corona Conservatives							
Team WAR: 43		Projected Record:		67 - 95			
Position Player Rank 20			Rotation (19)	IP	WAR		
<u>Eaton/Chisenhall</u>			1	Samardzija	230	4.4	
4.0			2	Graveman	150	1.8	
<u>Kemp/Holt</u>		<u>Reddick</u>	3	Pineda	150	1.8	
1.3		5.0	4	Shoemaker	150	1.3	
<u>Segura/Iglesias</u>		<u>LeMahieu</u>	5	Miranda	170	1.4	
1.9		2.6	6	Shields	70	0.6	
			7	Biagini	100	1.0	
<u>Difo</u>							
1.2			Bullpen (12)			IP	WAR
<u>Cron/Chisenhall</u>			CL	Goody	70	1.8	
1.9			SU	Buchter	70	1.9	
<u>Castellanos</u>			RP	Baez	70	0.8	
3.4			RP	Edwards	70	1.2	
<u>Rivera/Ramos</u>			RP	Hader	60	0.6	
2.9			RP	Schugel	40	0.3	
			RP	Hughes	50	0.3	
			RP				

Rebuilding year in Ottawa as Glen and I will battle for the top prospect pick next year. His position player WAR is last overall, and his rotation is only better than mine (thanks to Samardzija). His bullpen is decent though so the leads he gets he has a chance to keep.

Dakota Nightstalkers

Owner: Stephen Hall

2015 Draft Grade: B-

2016 Draft Grade: B

2017 Draft Grade: B

Player	Bid	Grade	Comments
Machado, Manny	\$29	A	Slight down year aside, this is a really nice pick/price. Will he sign next winter?
Odor, Rougned	\$2	C	Never been an Odor fan (and not just because he decked Bautista!). .252 (!) OBP
Kinsler, Ian	\$4	A-	Bit of a down year but I think he has a bounceback season in him. Nice bargain
Allen, Cody	\$11	B	Perhaps a few bucks overpriced but a solid bet to be a jam RP next year
Longoria, Evan	\$7	B	I think his best days are behind him (especially with the new park) but \$7 is decent
Puig, Yasiel	\$17	B+	Good price for the card, if he keeps his head on straight he should have a nice run
OVERALL GRADE		B+	Odor is the only pick I don't like in this draft, as Stephen got a few nice bargain/bounce back types to push his grade to a B+.

Dakota Nightstalkers					
Team WAR: 64		Projected Record:		88 - 74	
Position Player Rank 11			Rotation (2)	IP	WAR
<u>Kiermaier/Goodwin</u> 5.2			1 Strasburg	220	6.0
<u>Puig</u> 5.7			2 Carrasco	220	4.6
<u>Souza</u> 3.8			3 Urena	210	3.6
<u>Crawford/Tulowitzki</u> 1.9			4 Keuchel	200	5.2
<u>Odor/Kinsler</u> 3.2			5 Bauer	170	1.8
<u>Machado</u> 4.0			6 Syndergaard	30	0.5
<u>Abreu</u> 4.3			7 Cotton	30	0.1
<u>Gonzalez</u> 4.1					
<u>Contreras/McCann</u> 3.4					
			Bullpen (10)	IP	WAR
			CL Doolittle	70	2.8
			SU Neshek	70	1.9
			RP Brebbia	80	1.2
			RP Alexander	60	0.4
			RP Allen	60	0.6
			RP Casilla	30	0.1
			RP		
			RP		

Dakota is projected to win their division on the strength of a very good rotation. Their position players and bullpen are both middle of the pack but a rotation led by Strasburg, Carrasco, Urena and Keuchel will do good things.

Rolling Rocks of Old Latrobe

Owner: Aaron Peck/Pat Schenk

2011 Draft Grade: B

2012 Draft Grade: B+

2013 Draft Grade: A+

2014 Draft Grade: A-

2015 Draft Grade: B+

2016 Draft Grade: B-

2017 Draft Grade: B

Player	Bid	Grade	Comments
Roark, Tanner	\$15	B+	I like Roark as a solid bet to bounce back in 2018. Good pick
Castillo, Luis	\$22	B+	Can't give this an A based on price but I love Castillo's upside.
Duvall, Adam	\$17	B	No OBP but power and defense 2 years running make Duvall a solid pick here
Gearrin, Cory	\$5	B+	Good balanced short RP card (except for BB vs LHB)
Shreve, Chasen	\$1	C+	With his platoon issues, feels like this could have been a minors pick
Pazos, James	\$1	C-	2 loogies? Surely there'd have been a better use of the last spot after the Shreve pick
OVERALL GRADE		B	I like the two SPs drafted for upside in 2018. Duval is a solid pick as well. Only the two lefties at the end of the draft drop this from being a surefire B+ into a final grade of B

Rolling Rocks of Old Latrobe					
Team WAR: 51		Projected Record:		75 - 87	
Position Player Rank 18			Rotation (15)	IP	WAR
<u>Herrera/Bader</u> 3.8			1 Fulmer	220	4.3
<u>Markakis/Duvall</u> 2.2			2 Roark	210	3.0
<u>Springer/Grossman</u> 5.0			3 McCarthy	150	2.0
<u>Polanco/Escobar</u> 2.3			4 Anderson	150	1.2
<u>Lowrie</u> 3.1			5 Kennedy	180	1.7
<u>Carpenter</u> 2.7			6 Castillo	90	2.0
<u>Encarnacion</u> 2.8			7 Lively	30	0.2
<u>Choo</u> 2.4					
<u>Vazquez/Martin</u> 3.5					
Bullpen (1)		IP	WAR		
CL	Jansen	70	2.8		
SU	Madson	70	2.4		
RP	Warren	70	1.8		
RP	Gearrin	70	0.9		
RP	Shreve	50	0.3		
RP	Lugo	50	0.1		
RP	Pressly	40	0.5		
RP					

Rebuilding season for Rolling Rocks as the projection is for a win total in the mid-70s. They are near the bottom in position player and rotation WAR, but surprisingly have the best bullpen in the BLB. Having 3 of the best RP cards in Jansen, Madson and Warren will do that.

LAGER LEAGUE

PILSNER DIVISION

Nickel City Angry Moose

Owner: David Longe

2011 Draft Grade: B (with another franchise)

2016 Draft Grade: B+

2017 Draft Grade: A-

Player	Bid	Grade	Comments
Godley, Zack	\$28	A-	Compared to other prices for SP, a steal. Good upside too I think.
DeJong, Paul	\$15	A	2017 screams "fluke" but no denying the card is great. \$15 is great value
Giolito, Lucas	\$8	A-	Great upside for a good price
Zunino, Mike	\$12	B+	Zunino hit 25 HR last year? Who knew (not me)? Solid pick here.
Cláudio, Álex	\$7	B+	Solid LOOGY and in the mix for the TEX closer job this year
Sánchez, Yolmer	\$5	B+	Good utility guy, young, nice value pick
Minor, Mike	\$8	A-	Great value for the card. Not sure about him starting this year, but we'll see
Hays, Austin	\$1	B+	Good chance he starts in BAL this year, nice sleeper pick for a buck
Mahtook, Mikie	\$1	B	Good pop and will start in DET. Decent pick
Ellsbury, Jacoby	\$5	B-	Not a fan of Ellsbury but \$5 isn't too bad to see if he has one more good year
Meyer, Alex	\$1	B+	Good card except for the F durability.
OVERALL GRADE		A-	David had a great draft as I think he did well to get Godley, DeJong and Giolito at market or below prices. He spread the rest of his money around on sleeper/value picks, with really only the Ellsbury signing as one I'd question.

Nickel City Angry Moose							
Team WAR: 53		Projected Record:		77 - 85			
Position Player Rank 15			Rotation (12)	IP	WAR		
Inciarte			1	Tanaka	200	3.2	
4.6			2	Godley	210	4.1	
Ellsbury/Bryant	Mahtook/Pence		3	Maeda	160	2.0	
3.4	2.6		4	Meyer	150	2.2	
DeJong			5	Butler	160	2.7	
4.8			6	Taillon	80	0.2	
Sanchez/Forsythe			7	Giolito	40	0.9	
2.9							
Bryant/Sanchez	Mauer		Bullpen (2)			IP	WAR
4.2	3.3		CL	Osuna	70	2.4	
Zunino/Mahtook			SU	Minor	70	2.0	
2.6			RP	Claudio	70	1.3	
			RP	Bleier	80	0.9	
			RP	Castro	80	1.0	
			RP	Otero	80	0.9	
			RP				
			RP				
Wolters/Zunino/Phegley							
1.2							

High 70's is the projection for Nickel City. No true ugly spots except catcher for position player WAR but no real star (ie 7-8 WAR) positions either to elevate the ranking. The rotation is middle of the pack thanks to a solid top 2 of Tanaka and Godley. The bullpen is #2 behind Peck's Rolling Rocks, thanks to the dynamic duo of Osuna and Minor.

Toronto Beavers

Owner: Norm Larrett
2009 Draft Grade: C+
2010 Draft Grade: A-
2011 Draft Grade: B+
2012 Draft Grade: C+
2013 Draft Grade: A-
2014 Draft Grade: B
2015 Draft Grade: C+
2016 Draft Grade: C+
2017 Draft Grade: B+

Player	Bid	Grade	Comments
Gattis, Evan	\$2	C	Gattis is pretty overrated IMO so not a fan of this pick even at 2 bucks
Castro, Starlin	\$2	B	Castro I also find overrated but I don't mind this pick; he should start in MIA
Bowman, Matt	\$3	B+	Really solid long RP card for a good price
Karns, Nate	\$1	B	Decent sleeper pickup; if healthy he should return value
Prado, Martín	\$1	B-	Aging and coming off a bad year. Could bounce back but there were better uses of \$1
Barnes, Jacob	\$1	B	He admitted he was going for Danny Barnes here but this is an ok pick
Swihart, Blake	\$1	B	Just needs to stay healthy
OVERALL GRADE		B-	Tough to grade a draft where only \$14 is available for 7 picks. I think Norm picked up some decent values and bounce back guys but there were other fliers that would have been better than guys like Gattis or Prado.

Toronto Beavers						
Team WAR: 49		Projected Record:		73 - 89		
Position Player Rank 19			Rotation (7)		IP	WAR
Cain 6.0			1	Kershaw	220	6.5
Tomas/Moss 1.9			2	Price	190	2.7
Bruce 4.0			3	Peacock	220	4.3
Hechavarria/Escobar 1.8			4	Rodriguez	190	2.4
Gordon 4.5			5	Hoffman	160	1.9
Gurriel 3.1			6	Andriese	50	0.5
Santana 3.6			7	Karns	30	0.2
Castro/Prado 1.7						
Gattis/Joseph -0.3			Bullpen (19)		IP	WAR
			CL	Chapman	70	1.4
			SU	Shaw	70	1.5
			RP	Bowman	70	0.9
			RP	Strahm	70	-0.1
			RP	Barnes	60	0.5
			RP	Delgado	50	0.4
			RP			
			RP			

Norm is projected to win 73 games. His position player and bullpen WARs both rank second last; only the rotation is projected to be a strength, led by Kershaw, Price and Peacock.

Woodbury Governors

Owner: Bryan Richert

2013 Draft Grade: B+

2014 Draft Grade: B+

2015 Draft Grade: A

2016 Draft Grade: A-

2017 Draft Grade: B

Player	Bid	Grade	Comments
Bellinger, Cody	\$37	A-	Love the player and the price is reasonable given the card and the youth
Davis, Khris	\$11	B+	Somewhat one-dimensional but a 40 HR guy for \$11 is solid
Gregorius, Didi	\$19	B	A bit overrated due to the clutch, but still a solid card
Dozier, Brian	\$21	B+	Even in a slightly down year (from 2016) had a mid-800's OPS with the clutch
Hoskins, Rhys	\$9	A	Bloody steal. Was bidding on him and wish I had gone to \$10.
Gray, Jon	\$19	A-	I think Gray's in for a big year. I'd have preferred this at ~\$15 due to risks though
Faria, Jake	\$24	B+	Really nice card, and young. Not a bargain but a solid price
Chapman, Matt	\$11	A-	OBP challenged but young enough to improve that. Elite defense and good power
Devers, Rafael	\$10	A-	I'm very high on Devers and I think this is a great pick and price
Williams, Trevor	\$11	B+	Not sure he has a ton of upside but for what he is, \$11 is a good price
Díaz, Edwin	\$9	A-	Some DD and BB troubles but still only 24. Good value here.
McGee, Jake	\$7	A-	Always been a fan of McGee, and \$7 is good value for his card
Albers, Matt	\$13	B+	One of the best RP cards in the draft, though a few bucks more than I'd have liked
Polanco, Gregory	\$5	B+	With health he should bounce back. Nice sleeper pick
Calhoun, Kole	\$2	C+	Never been a fan of Calhoun
Tuivailala, Sam	\$6	B+	Good card for a reasonable price
López, Reynaldo	\$3	B+	Nice upside pick here, should be in CWS's rotation
Newcomb, Sean	\$1	B	Needs to figure out the walks, not sure if he will. Not as high on him as others
Phelps, David	\$1	B	Ok value for the card but he's a health risk going forward
García, Leury	\$1	B	Good utility guy for a buck
OVERALL GRADE		A-	Given degree of difficulty (I can't imagine the stress of keeping a coherent draft plan to draft 20 guys!) and given the players he got, I have to give Bryan an A- for his draft day performance. Some of his end of auction guys I'm "meh" on but his work in the early part of the auction was outstanding. Only thing keeping this from an A is his WAR projection being in the low 80's, as I think he could have helped his playoff odds more by focusing on better cards with a few of his picks.

Woodbury Governors						
Team WAR: 58		Projected Record:		82 - 80		
Position Player Rank 8			Rotation (18)		IP	WAR
<u>Bellinger/Garcia</u>			1	Faria	190	3.2
5.4			2	Gray	150	2.6
<u>Davis/Bellinger</u>		<u>Peralta/Cespedes</u>	3	Williams	200	2.6
4.1		4.9	4	Musgrove	160	2.0
<u>Gregorius/Descalzo</u>		<u>Dozier</u>	5	Newcomb	180	1.7
3.3		4.9	6	Lopez	40	0.6
<u>Chapman</u>		<u>Smoak</u>	7	Skaggs	60	0.4
4.2		3.5				
<u>Cespedes/Cabrera</u>			Bullpen (3)		IP	WAR
4.0			CL	Diaz	70	1.3
			SU	Albers	70	2.4
			RP	McGee	70	1.0
			RP	Tuivailala	80	1.1
			RP	Harris	70	1.1
			RP	Jennings	70	1.1
<u>Gomes/Vogt</u>			RP	Phelps	40	0.3
2.3			RP			

Woodbury is projected to be in the low 80's in wins. Position player WAR ranks slightly above average, with catcher being a prime candidate for an upgrade. Rotation needs a lot of work as they rank near the bottom of the league, as it is a collection of 3-5 starter types with no true ace. The bullpen is good and I bet Bryan will go to it often (probably more than I have assumed here) given his rotation.

Sudbury Northern Ales

Owner: Mike Stockhaus

2008 Draft Grade: B+

2009 Draft Grade: B

2010 Draft Grade: A-

2011 Draft Grade: B-

2012 Draft Grade: B+

2013 Draft Grade: B

2014 Draft Grade: B

2015 Draft Grade: B+

2016 Draft Grade: B

2017 Draft Grade: C+

Player	Bid	Grade	Comments
Verlander, Justin	\$36	A	Given the prices of other pitchers this is a grade A pickup here
Arenado, Nolan	\$47	B+	Certainly no bargain but Arenado is still young and has been elite for years
Altuve, José	\$46	B+	Ditto the comment on Arenado
Sogard, Eric	\$11	B	Solid price for a utility guy with the hit and run
Hamels, Cole	\$10	B	\$10 is reasonable for the card and the chance of a bounceback
Suter, Brent	\$11	B	Solid bullpen lefty and spot starter if needed
Martínez, José	\$5	B+	Kills lefties (though limited) and solid against RHP too. Nice bench pickup
Hunter, Tommy	\$7	B+	Really nice short RP card for a decent price
Chen, Wei Yin	\$2	B	Can be used out of the bullpen so I don't mind the pick at only \$2
Pirela, José	\$7	B	Solid card though not sure where he plays in SD this year
Spangenberg, Cory	\$4	C	Meh platoon card
Sisco, Chance	\$1	A-	Great \$1 pickup here. Should start or at least timeshare this season.
Aguilar, Jesús	\$1	A-	Another great \$1 pickup, nice ringer/limited card
Matz, Steven	\$1	B+	Health will always be a concern but good flier at the end of the draft
OVERALL GRADE		B+	While I personally wouldn't tie up ~40% of my payroll in 3 players, if you're going to do it Verlander, Arenado and Altuve are about as good a trio as you could hope for. After that Mike's auction was pretty good, with only the Spangenberg pick as a "meh" pick for me. He should be set up will to make a deep playoff run this year.

Sudbury Northern Ales						
Team WAR: 64		Projected Record:		88 - 74		
Position Player Rank 5			Rotation (5)	IP	WAR	
Pillar 3.6			1	Verlander	230	5.3
Spangenburg/Pirela 3.3			2	Hendricks	200	4.0
Hicks/Phillips 5.1			3	Hamels	180	2.7
Sogard/Rojas 3.0			4	Morton	200	3.7
Altuve 6.6			5	Suter	160	2.4
Arenado 7.2			6	Richards	30	0.7
Martinez/Augilar 3.2			7	Matz	30	-0.1
Joyce/Hundley 3.1						
Castro/Rupp 2.0						
			Bullpen (4)	IP	WAR	
			CL	Rivero	70	2.4
			SU	Iglesias	70	2.2
			RP	Hunter	70	1.4
			RP	Chen	70	1.1
			RP	Garcia	60	0.7
			RP	Wilson	50	0.3
			RP	Logan	30	0.2
			RP			

Sudbury is projected to win their division with 88 games. Their offense, bullpen, and rotation are all top 5 so this is a solid team with few flaws. On offense upgrades could be considered in LF and behind the plate. The rotation possibly could look to acquire a better #3 starter to push everyone down as well.

Naptown Racers

Owner: Chris Minton
2008 Draft Grade: B+
2009 Draft Grade: C+
2012 Draft Grade: A-
2013 Draft Grade: B
2014 Draft Grade: B+
2015 Draft Grade: N/A
2016 Draft Grade: B+
2017 Draft Grade: B

Player	Bid	Grade	Comments
Zimmer, Bradley	\$4	A-	Zimmer has some risks but at \$4 this is great value for his upside
Hamilton, Billy	\$15	B+	Would have loved Hamilton in the 10-12 range but \$15 isn't bad for his speed/"D"
Trumbo, Mark	\$1	D	Not a fan of Trumbo at all
Rickard, Joey	\$1	C+	The B+ range makes this pick worthwhile as he's a solid 4th OF
Gohara, Luiz	\$5	B	I'm not as high on Gohara as many are but \$5 isn't too bad a price for the upside
OVERALL GRADE		B-	Zimmer and Hamilton are nice picks but I think for a rebuilding team Minton should have looked to do better with the roster spots than Trumbo and Rickard.

Naptown Red Racers					
Team WAR: 47		Projected Record:		71 - 91	
Position Player Rank 16			Rotation (17)		IP WAR
<u>Hamilton/Granite</u> 4.0			1	Hill	200 4.9
<u>Garcia/Rickard</u> 3.5			2	Gonzalez	230 4.7
<u>Zimmer</u> 3.1			3	Bumgarner	150 2.6
			4	Walker	200 2.9
			5	Glasnow	150 -1.7
<u>Galvis</u> 1.5			6	Johnson	30 0.1
<u>Baez</u> 4.8			7	Gohara	30 0.1
Franco 0.4			Bullpen (17)		IP WAR
			CL	Kintzler	70 1.7
			SU	Strop	70 1.2
			RP	Giles	70 1.3
			RP	Olson	40 0.6
			RP	Scott	70 0.4
			RP	Altavilla	80 0.1
			RP	Blach	60 0.1
			RP		
<u>Turner/Trumbo</u> 3.8					
<u>Barnhart/Perez</u> 3.4					
<u>Zimmerman</u> 3.9					

Naptown is projected to rank near the bottom in position player, rotation and bullpen WAR en route to a 71 win season. Nap is getting basically nothing from the left side of the infield, while the rotation is hurt by Glasnow as the #5 (I'd have started Blach there myself and that alone would be ~3 win improvement). The bullpen is solid for the top 3 but drops off from there.

Predictions – 2017 Redux:

Below are my predictions of records and playoff seeds from last year's report card, as well as a write up I did:

As mentioned in the introduction, the predictions this year are again based not on my own gut feel/opinions, but rather on the WARs calculated from each team's depth charts (shown above in each team's write-up). First of all, the breakdown of WARs for each team for position players, SP and RP (highlighted values are top 5 in that category):

WAR BREAKDOWN				
Team	Position	SP	RP	TOT
Rubber City	27.9	14.8	4.3	47
Bridgeport	33.4	15.3	5.1	54
Cincinnati	33.3	15.5	3.5	52
Dakota	36.4	17.0	5.5	59
Nickel City	36.1	18.8	7.4	62
Edmonton	46.4	19.1	10.0	76
Granite City	31.5	12.1	5.8	49
Vermont	35.8	12.9	4.7	53
Rome	24.5	10.4	5.6	41
Naptown	29.9	18.2	8.2	56
New Glarus	35.5	16.1	4.9	57
Newcastle	36.5	15.4	6.3	58
Ottawa	38.3	18.2	8.0	65
Payette	40.5	19.4	3.1	63
Rolling Rocks	30.6	19.1	6.7	56
Shiner	38.6	19.4	6.0	64
Sudbury	39.8	15.1	5.9	61
Texas	37.9	14.6	6.0	59
Toronto	30.2	14.4	3.8	48
Woodbury	36.3	15.9	7.9	60
AVERAGE	35.0	16.1	5.9	57

The top group of position players is Edmonton followed by Payette. The top SP WAR is a tie between Shiner and Payette. The top bullpen WAR is Edmonton followed by Naptown.

Now I present to you the WAR predicted 2017 standings:

ALE				
IPA				
Team	W	L	%	GB
Edmonton	100	62	0.617	0
Payette	87	75	0.537	13
Newcastle	82	80	0.506	18
New Glarus	81	81	0.500	19
Rubber City	71	91	0.438	29

LAGER				
Bock				
Team	W	L	%	GB
Ottawa	89	73	0.549	0
Dakota	83	79	0.512	6
Rolling Rocks	80	82	0.494	9
Vermont	77	85	0.475	12
Rome	65	97	0.401	24

Stout				
Team	W	L	%	GB
Shiner	88	74	0.543	0
Narragansett	83	79	0.512	5
Bridgeport	78	84	0.481	10
Cincinnati	76	86	0.469	12
Granite City	73	89	0.451	15

Pilsner				
Team	W	L	%	GB
Nickel City	86	76	0.531	0
Sudbury	85	77	0.525	1
Woodbury	84	78	0.519	2
Naptown	80	82	0.494	6
Toronto	72	90	0.444	14

Playoff teams are highlighted. In the Ale, Edmonton is projected to win 100 games, while Payette is projected to finish in the top wildcard slot. In the Stout, WAR has Shiner winning the division. WAR projects a close race for the 2nd wildcard between Newcastle and Narragansett with Rich narrowly beating out Ron.

In the Bock, Ottawa is projected to win nearly 90 games with Dakota competing for the 2nd wildcard slot. The Pilsner is projected to be a close race as Nickel City is projected to win the division with Sudbury and Woodbury taking the two wildcard spots.

Now here are the final standings from last season (highlight = predicted correct position):

ALE LEAGUE		
IPA	W	L
Edmonton*	120	42
Newcastle*	93	69
Rubber City	68	94
New Glarus	67	95
Payette	61	101

LAGER LEAGUE		
Bock	W	L
Ottawa*	105	57
Dakota*	87	75
Rolling Rocks	75	87
Vermont	70	92
Rome	59	103

Stout		
	W	L
Narragansett*	99	63
Shiner*	99	63
Bridgeport	76	86
Granite City	57	105
Cincinnati	52	110

Pilsner		
	W	L
Woodbury*	100	62
Nickel City*	97	65
Sudbury	86	76
Naptown	86	76
Toronto	63	99

* = Playoff Team

WAR predicted the correct division winners in 2 of the 4 divisions, got 6/8 playoff teams correct, and nailed 10 out of 20 positions in the division (including the entire Bock Division). Some of the misses were due to how close the teams were predicted to be, as the Pilsner division was predicted to be close between the top 3 teams and that ended up being true for most of the season.

Predictions – 2018:

As mentioned in the introduction, the predictions this year are again based not on my own gut feel/opinions, but rather on the WARs calculated from each team's depth charts (shown above in each team's write-up). First of all, the breakdown of WARs for each team for position players, SP and RP (highlighted values are top 5 in that category):

Team	WAR BREAKDOWN			TOT
	Position	SP	RP	
Colorado	28.1	22.3	7.0	57
Bridgeport	36.9	16.0	7.0	60
Cincinnati	45.6	20.5	6.6	73
Dakota	35.6	21.8	7.0	64
Nickel City	29.6	15.3	8.5	53
Edmonton	31.9	9.4	3.1	44
Beantown	38.4	18.6	7.4	64
Vermont	39.8	14.4	7.0	61
Rome	35.8	15.0	6.6	57
Naptown	28.4	13.6	5.4	47
New Glarus	32.5	21.2	5.7	59
Newcastle	31.4	14.2	5.3	51
Ottawa	24.2	12.3	6.9	43
Payette	44.1	16.3	7.7	68
Rolling Rocks	27.8	14.4	8.8	51
Shiner	35.8	15.3	6.9	58
Sudbury	37.1	18.7	8.3	64
Narragansett	37.1	15.5	6.8	59
Toronto	26.3	18.5	4.6	49
Woodbury	36.6	13.1	8.3	58
AVERAGE	34.2	16.3	6.7	57

The top group of position players is Cincinnati followed by Payette. The top SP WAR is Colorado followed by Dakota. The top bullpen WAR is Rolling Rocks followed by Nickel City.

Now I present to you the WAR predicted 2018 standings:

<u>ALE</u>				
IPA				
Team	W	L	%	GB
Payette	92	70	0.568	0
New Glarus	83	79	0.512	9
Colorado	81	81	0.500	11
Newcastle	75	87	0.463	17
Edmonton	68	94	0.420	24

<u>LAGER</u>				
Bock				
Team	W	L	%	GB
Dakota	88	74	0.543	0
Vermont	85	77	0.525	3
Rome	81	81	0.500	7
Rolling Rocks	75	87	0.463	13
Ottawa	67	95	0.414	21

Stout				
Team	W	L	%	GB
Cincinnati	97	65	0.599	0
Beantown	88	74	0.543	9
Bridgeport	84	78	0.519	13
Narragansett	83	79	0.512	14
Shiner	82	80	0.506	15

Pilsner				
Team	W	L	%	GB
Sudbury	88	74	0.543	0
Woodbury	82	80	0.506	6
Nickel City	77	85	0.475	11
Toronto	73	89	0.451	15
Naptown	71	91	0.438	17

Playoff teams are highlighted. In the Ale, Payette is expected to win the IPA division handily, while Cincinnati projects to have the best team in the league in an insanely competitive Stout (every team projected above .500!). Both wildcards (unsurprisingly) projected to come from the Stout as Beantown and Bridgeport round out the playoff teams, with Narragansett and New Glarus expected to be close behind.

In the Lager, Dakota and Sudbury are expected to be the division winners in the Bock and Pilsner. Vermont projects to take the top wildcard with Woodbury just edging Rome for the #2 wildcard.